

# WizFi360io-C Datasheet

(Version 0.9)



© 2019 WIZnet Co., Ltd. All Rights Reserved.

For more information, please visit our website at <http://www.wiznet.io/>

## Document Revision History

Version	Date	Revision Description
0.9	2019/07/24	Temporary Release

Preliminary not approved

# Contents

1. Overview .....	4
2. Features .....	4
2.1    WizFi360 .....	4
2.2    ETC .....	5
3. Blockdiagram .....	5
4. Pinout .....	6
5. Schematic & Partlist .....	7
6. Dimension .....	7

Preliminary not approved

## 1. Overview

This document describes WizFi360io-C. The operating voltage of the WizFi360io-C and the UART voltage are 5V. WizFi360io-C can connect the UART interface to the connector. The part name of the connector mounted on WizFi360io-C is "SMW200-06". The cable connector that can be connected to "SMW200-06" is "SMH200-06".

WizFi360 is a low cost and low-power consumption industrial-grade WiFi module. It is compatible with IEEE802.11 b/g/n standard and supports SoftAP, Station and SoftAP+Station modes. The serial port baud rate can be up to 2Mbps, which can meet the requirement of various applications.

## 2. Features

### 2.1 WizFi360

- WiFi 2.4G, 802.11 b/g/n
- Support Station / SoftAP / SoftAP+Station operation modes
- Support "Data pass-through" and "AT command data transfer" mode
- Support serial AT command configuration
- Support TCP Server / TCP Client / UDP operating mode
- Support configuration of operating channel 0 ~ 13
- Support auto 20MHz / 40MHz bandwidth
- Support WPA\_PSK / WPA2\_PSK encryption
- Serial port baud rate up from 600bps to 2Mbps with 16 common values
- Support up to 5 TCP / UDP links
- Obtaining IP address automatically from the DHCP server (Station mode)
- DHCP service for Wireless LAN clients (AP mode)
- Support DNS for communication with servers by domain name
- Support "Keep-Alive" to monitor TCP connection
- Support "Ping" for monitoring network status
- Built-in SNTP client for receiving the network time
- Support built-in unique MAC address and user configurable
- Support firmware upgrade by UART Download / OTA (via WLAN)
- Industrial grade (operating temperature range: -40 ° C ~ 85 ° C)
- CE, FCC certification

## 2.2 ETC

- 5V Operating Voltage
  - Built-in LDO
  - WizFi360 operates at 3.3V
- 5V voltage level UART
  - Built-in Level Shifters
  - WizFi360 operates at 3.3V
- SMW200-06 Mounted
  - Cable side connector is SMH200-06

## 3. Blockdiagram

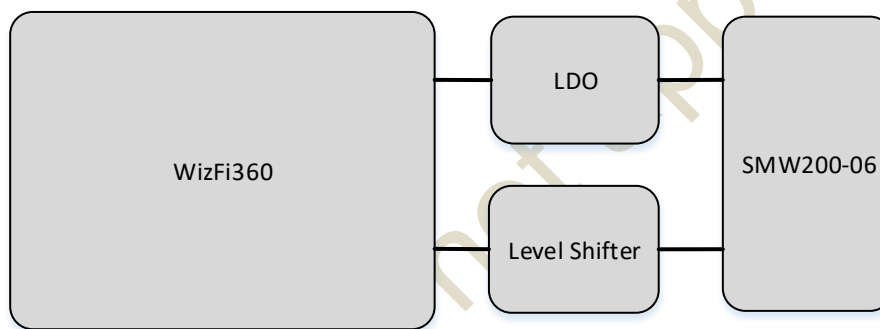
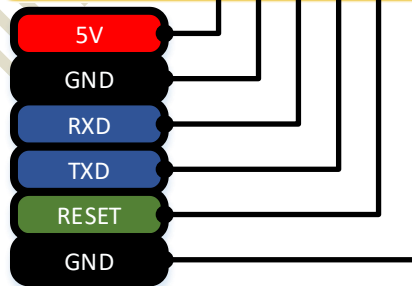
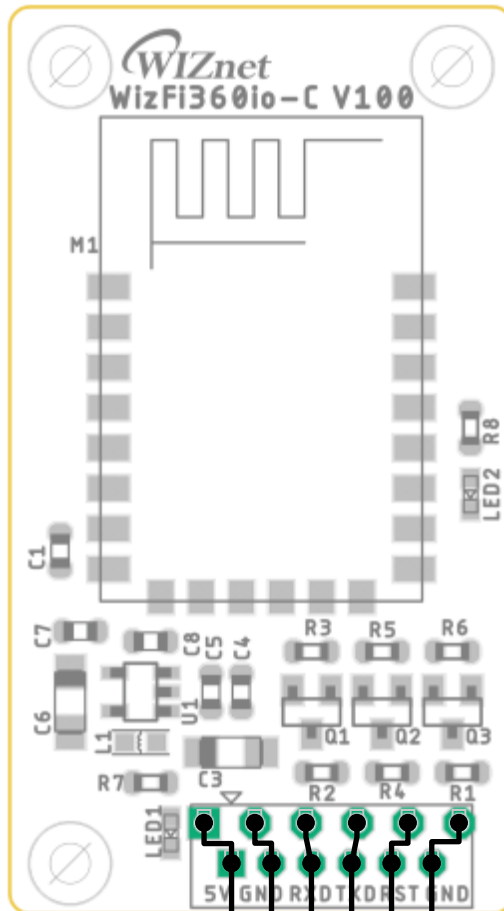


Figure 1. WizFi360io-C Blockdiagram

## 4. Pinout



No	Name	Type	Description
1	5V	P	Power supply (5V)
2	GND	P	Ground
3	RXD	I	UART Receive
4	TXD	O	UART Transmit
5	RST	I	Reset (Active Low)
6	GND	P	Ground

## 5. Schematic & Partlist

[https://github.com/Wiznet/Hardware-Files-of-WIZnet/tree/master/07\\_WizFi\\_Module/WizFi360io-C](https://github.com/Wiznet/Hardware-Files-of-WIZnet/tree/master/07_WizFi_Module/WizFi360io-C)

## 6. Dimension

