



# *Bluetooth*<sup>®</sup> End Product Listing Guide

# Topics

- *Bluetooth* End Product Listing
- How to Do an End Product Listing
- Bluegiga's Qualified Design IDs (QDIDs)
- Example Configurations
- Questions and Answers
- More Information



# Bluetooth End Product Listing (EPL)

- The Bluetooth SIG requires for every commercially available product implementing *Bluetooth* technology to be listed on the Bluetooth SIG End Product Listing (EPL)
- When you list your *Bluetooth* product, you:
  - Verify conformance
  - Promote interoperability
  - Grant IP license
  - Get *Bluetooth* logo and word mark usage rights
- Creating a product listing on the EPL is a simple process and can be done on the Bluetooth SIG web site
- The EPL benefits members by providing a free marketing tool using our [bluetooth.com](http://bluetooth.com) and [bluetooth.org](http://bluetooth.org) websites. The EPL will become the authoritative place for consumers and manufactures to find all qualified *Bluetooth* enabled products
- **Note:** After 1<sup>st</sup> of February 2014 Bluetooth EPL will no longer be free-of-charge, but will cost \$8000 (adopter members) or \$4000 (associate and promoter members) for each listed product. [Read more about the changes.](#)

## Changes in the EPL process after 1st of February 2014

- Qualification of Bluetooth products is still necessary but the process will slightly change. Members will still be able to inherit the qualification status and results of any Bluetooth Compliant Portion obtained from a supplier.
- There will no longer be a fee for Qualified Design IDs and, as a result, there will no longer be a design change discount
- Each member will be required to declare, for each of their products and the portions of the Bluetooth Specification they are compliant with. For this, members will be issued a Declaration ID and pay a listing fee. Products using identical or unchanged Bluetooth Compliant Portions may appear under the same listing or Declaration ID at no additional fee
- The fee for each Declaration ID will be \$4000 for associate and promoter members and \$8000 for adopter members
- Adopter membership is free-of-charge and associate membership will cost \$7500 a year

## Changes in the EPL process after 1st of February 2014

- Through the Bluetooth SIG “*Innovation Incentive Program*” discounted listing fees will be eligible for small companies and start-ups. The program allows member companies with less than one million USD (\$1 000 000) in annual revenues and no prior listings (Declarations, QDLs or EPLs) to declare a product for \$2500
- The Profile Tuning Suite (PTS) will become free to all members (previously it was free only to Associate members and \$7500 to all other members). The PTS is a powerful, software-based testing tool that automates protocol and profile interoperability testing
- Associate Membership fees will not change. Associate members enjoy many discounts not available to Adopter members including 50 percent off the new listing fees and the ability to take part in specification development

# How to Do an End Product Listing

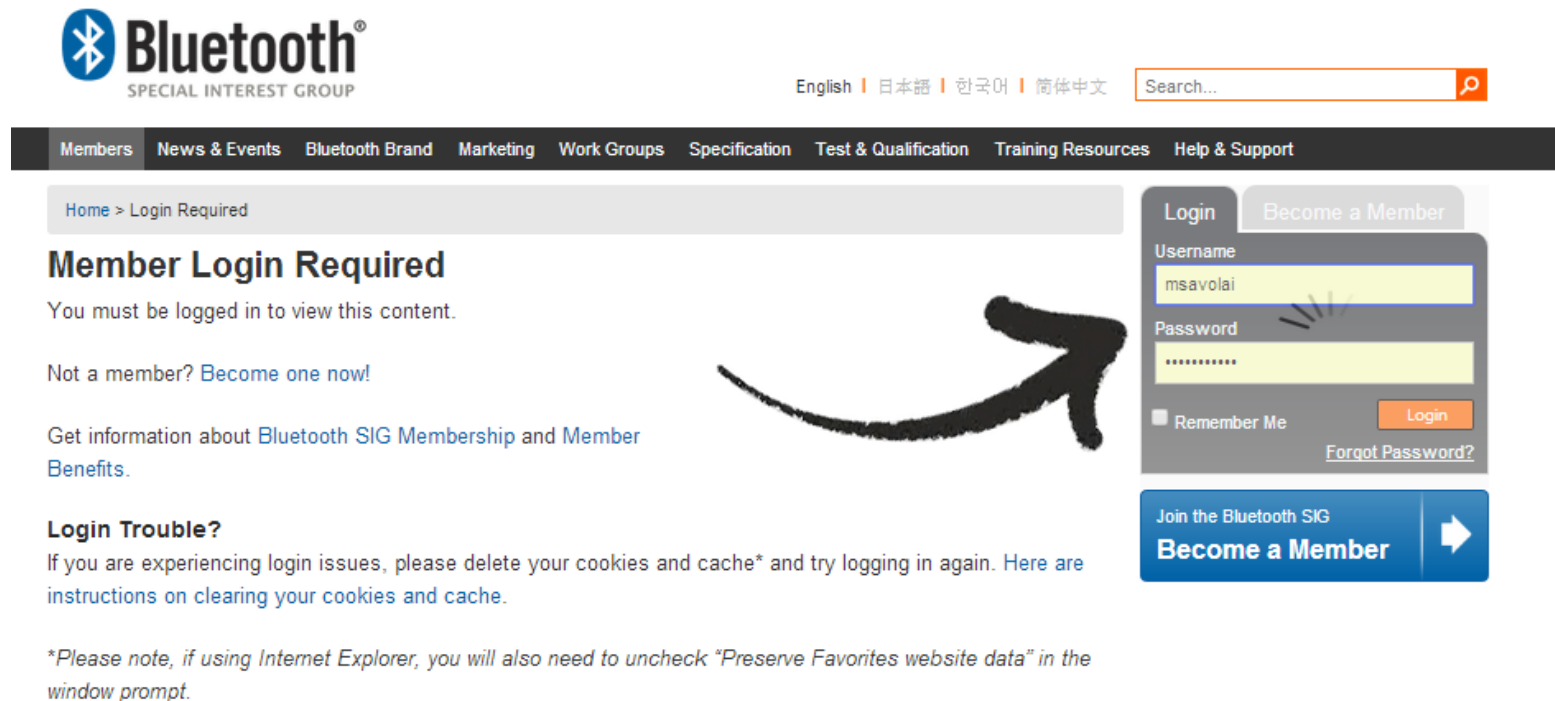
- First you need to become a member of the Bluetooth SIG:
  - Introduction to Membership:  
<https://www.bluetooth.org/Membership/benefits.htm>
  - New to the Bluetooth SIG  
<https://www.bluetooth.org/en-us/members/new-to-the-sig>
  - Getting started with the Bluetooth SIG  
<https://www.bluetooth.org/en-us/members/getting-started-with-sig>
  - Become a Member  
<https://www.bluetooth.org/login/register/>
- Adopter membership is free of charge

# How to Do an End Product Listing

- All Bluegiga *Bluetooth* Products have a unique QDID and they have been tested and approved for interoperability
  - No compliance testing is therefore needed by the end user
- You still are required to complete the Declaration of Compliance (DoC) with a Declaration ID
  - Your declaration will include a list of all products that implement the referenced QDID
- The Bluetooth SIG web site's listing interface is used to create the reference listing
- A single Declaration ID may contain multiple products if each one implements the same referenced QDID

# How to Do an End Product Listing

- Navigate to [www.bluetooth.org](http://www.bluetooth.org)
- Login to the member site



**Bluetooth**  
SPECIAL INTEREST GROUP

English | 日本語 | 한국어 | 简体中文

Search...

Members | News & Events | Bluetooth Brand | Marketing | Work Groups | Specification | Test & Qualification | Training Resources | Help & Support

Home > Login Required

## Member Login Required

You must be logged in to view this content.

Not a member? [Become one now!](#)

Get information about [Bluetooth SIG Membership](#) and [Member Benefits](#).

### Login Trouble?

If you are experiencing login issues, please delete your cookies and cache\* and try logging in again. [Here are instructions on clearing your cookies and cache.](#)

*\*Please note, if using Internet Explorer, you will also need to uncheck "Preserve Favorites website data" in the window prompt.*


Login | Become a Member

Username  
msavolai

Password  
.....

Remember Me

[Forgot Password?](#)

Join the Bluetooth SIG  
**Become a Member** 



# How to Do an End Product Listing

- Go to : Test & Qualification -> [Qualification](#)

The screenshot shows the Bluetooth Special Interest Group website navigation menu. The Bluetooth logo and "SPECIAL INTEREST GROUP" text are at the top left. Language options (English, 日本語, 한국어, 简体中文) and a search bar are at the top right. The navigation bar includes: Members, News & Events, Bluetooth Brand, Marketing, Work Groups, Specification, **Test & Qualification** (highlighted), Training Resources, and Help & Support. The "Test & Qualification" menu is expanded, showing four columns of links:

- Product Development**
  - Building with the Technology
  - Learn & Get Involved
  - Build Your Product
  - Test Your Product
  - Qualify & List Your Product
  - Product Development Recommendations
- Developer Resources**
  - Developer Portal
  - Developer Forums
  - Webinars
  - Download Quick Start Kit
  - Architecture
  - Profiles & Protocols
- Upcoming Events**
  - Testing Events
    - UnPlugFest (UPF)
    - Interoperable Prototype (IOP)
    - Automotive Test Events
  - Bluetooth Training Events
- Member Network**
  - Qualification & Testing Services
  - Test Equipment
  - Product Distribution
  - Product Design & Development
  - Software Application Development
  - OEM/ODM Products & Reference Designs
  - Marketing/PR
  - Prequalified Components/Subsystems
  - End Product Manufacturer
- Test Tools**
  - Profile Tuning Suite (PTS)
    - PTS In-depth
    - PTS Roadmap
    - Download PTS
    - Protocol Viewer Evidence
    - Purchase PTS Radio Module
    - Issue Tracker
  - Test Plan Generator (TPG)
    - My Projects
  - Interoperables Prototype (IOP) Testing
    - Results Entry
    - Results Summary
    - Comments Report
  - Tree & Tabular Combined Notation (TTCN)
  - Device Donation Program
  - Test Vector Licensing
- Qualification**
  - Fees
  - Test Requirements
  - Enforcement Program
  - Process Experts
  - Test Facilities
  - Search the Listings
- Regulatory Knowledgebase**
- Software License**

# How to Do an End Product Listing

- All Bluegiga products are tested and pre-approved components, so all you need to do is the declaration part
- In order to do this, go to **Start B** and **Create a Listing**

## Start B: Declaration and Listing

All members implementing Bluetooth wireless technology into a product must complete a Declaration of Compliance (DoC) and Listing for the Qualified Design they built, changed, used or branded. A Listing may include multiple products if each product implements the same Qualified Design referenced in the DoC.

### Create a Listing

Step	Process Description	Help Resources
1.	<b>Purchase a Declaration ID</b> Price depends on membership level <ul style="list-style-type: none"><li>• \$4,000 USD for Associates</li><li>• \$8,000 USD for Adopters</li><li>• \$2,500 USD for Innovation Incentive Program (up to 2 Declaration IDs may be purchased. (Conditions apply)</li></ul>	<a href="#">Membership Overview</a>
2.	<b>Create a New Listing</b> Using the online Qualification Listing Interface (QLI): <ol style="list-style-type: none"><li>1. Reference the new project or QDID(s) of the Qualified Design(s) being declared</li><li>2. List your product(s)</li></ol>	<a href="#">Search Listings</a>
3.	<b>Sign a Declaration of Compliance (DoC)</b> There are two versions of the DoC: <ul style="list-style-type: none"><li>• New or changed Qualified Designs</li><li>• Used or branded Qualified Designs</li></ul> <p>The QLI will automatically generate the correct version based on your selections. The signed DoC must be added to the Compliance Folder of new or changed Qualified Designs (e.g. Start A)</p>	

# How to Do an End Product Listing

- Purchase a declaration ID from [here](#)

### Purchase Declaration ID

Declaration Type\*  [View your company's available Declaration ID\(s\).](#)

Billing Information

Payment Method\*  Credit Card  
 Invoice

Card Type\*

Card Number\*

Expiration Date\*

Cardholder Name\*

Billing Address 1\*


Billing Address 2

City\*

State/Region\*

Zip/Postal Code\*

Country\*



**Refund Policy:**  
Requests for refunds can be obtained from the Bluetooth SIG provided the Member has not yet completed a Declaration. A 10% processing fee will be deducted from the balance to be refunded back to your credit card.

# How to Do an End Product Listing

- Once you have the declaration ID, Create a new Listing [here](#)
- Select the Bluegiga Bluetooth Module you are using into the **Controller Subsystem** field
- Select the Bluegiga Bluetooth Software you are using into the **Host Subsystem** field
- Follow the on-screen instructions to complete the listing
- Software names and QDIDs can be found from the next few slides

### Listing Process: Step One

Step 1: Design Reference / Step 2: Product Listing / Step 3: Declaration / Step 4: Review ?

You do not have any projects that are ready to be Listed at this time. Check the status of your existing projects on the [My Projects](#) page, or [create a project](#).

Listing Type\*  GATT based Profile Client (App)  
 New Listing

---

Reference a Qualified Design

End Product

Controller Subsystem  **Valid QD ID**

Host Subsystem  **Valid QD ID**

Profile Subsystem

[+ Add another Profile Subsystem](#)

---

Select from My Projects  (No projects available)

---

Declaration ID\*  [Purchase Declaration ID](#)

Listing Date\*

\* Required Fields



# Bluegiga Qualified Design IDs (QDIDs)

- **WT12-A:**
  - QDID: [B017400](#) (BT2.1 + EDR)
  - Type: Controller Subsystem
- **WT11i-A/E:**
  - QDID: [B017633](#) (BT 2.1 + EDR)
  - Type: Controller Subsystem
- **WT32-A/E/N:**
  - QDID: [B014372](#) (BT 2.1 + EDR)
  - Type: Controller Subsystem
- **WT32i-A/E**
  - QDID: [B021671](#) (BT 3.0)
  - Type: Controller Subsystem
- **WT41-A/E/N (BT 2.1 + EDR)**
  - QDID: [B017632](#)
  - Type: Controller Subsystem
- **iWRAP 3.0: (BT 2.1 + EDR)**
  - QDID: [B014328](#)
  - Type: Host Subsystem
- **iWRAP 4.0: (BT 2.1 + EDR)**
  - QDID: [B016540](#)
  - Type: Host Subsystem
- **iWRAP 5.0: (BT 3.0 + EDR)**
  - QDID: [B019486](#)
  - Type: Host Subsystem

# Bluegiga Qualified Design IDs (QDIDs)

- **BT111**
  - QDID: [B017701](#) (BT 4.0)
  - Type: Controller Subsystem
- **BLE112-A/E/N**
  - QDID: [B018943](#) (BT 4.0)
  - Type: Controller Subsystem
- **BLED112**
  - QDID: [B018964](#) (BT 4.0)
  - Type: Controller Subsystem
- **BLE113**
  - QDID: [B021015](#) (BT 4.0)
  - Type: Controller Subsystem
- **Bluetooth Smart Software**
  - QDID: [B018942](#) (BT 4.0)
  - Type: Host Subsystem

- **Example 1: WT32-A *Bluetooth* module and iWRAP 5.0 firmware:**
  - Create and EPL based on WT32 (QDID: [B014372](#))
  - Add additional QDLs : iWRAP5 (QDID: [B019486](#))
- **Example 2: WT21-A *Bluetooth* module, HCI firmware, Microsoft *Bluetooth* support for Windows 8:**
  - Create and EPL based on WT21 (QDID: [B016019](#))
  - Add additional QDLs : Bluesoleil (QDID: [B012854](#))
- **Example 3: BLE112-A with Bluegiga *Bluetooth* Smart Stack**
  - Create and EPL based on BLE112 (QDID: [B018943](#))
  - Add additional QDLs : Bluetooth Smart Stack (QDID: [B018942](#))

***Q: What if I release new products using the same design after I completed my declaration?***

A: Members owning the original QDL will be able to add new products implementing the design to the listing without paying additional fees or creating a brand new listing. Members implementing another member's Qualified Design will be required to purchase a Declaration ID and create a new listing for the new product.

***Q: What if I make changes to the form factor of my product? Is a new Declaration ID required?***

A: If the change does not affect the Qualified Design then a new Declaration ID is not required. The resulting change(s) to a product that does not affect the Qualified Design is considered a new product that must be added to your product list associated with your existing Declaration ID.



***Q: I am an Adopter. Does that mean I have to pay USD 8,000 for my Bluetooth product?***

A: Yes, the listing fee for one product is \$8000 for Adopter members. If you are doing more than one product within a 12-month period, consider upgrading to an Associate membership. If you qualify as a Small Associate member, your annual membership fee is \$7500, and your listing fee is reduced by 50 percent, to \$4000.

If you have not listed any products with the Bluetooth SIG (QDLs, EPLs, Declarations), and your annual revenue is less than one million USD, you may qualify for the Innovation Incentive Program. If you satisfy the program criteria and are approved, you can purchase a declaration for \$2500.

***Q: If my product was previously qualified or listed, can I still use the Bluetooth marks?***

A: Yes. Any Bluetooth enabled product previously passing the Bluetooth SIG qualification process continues to be eligible to use the appropriate Bluetooth marks.

# More Information

Document	Description
<a href="#">Qualification Documents</a>	A zip folder containing a collection of all Qualification Program documents
<a href="#">Declaration and Listing Documents</a>	A zip folder containing a collection of the Declaration and Listing help documents
<a href="#">Testing Documentation</a>	A zip folder containing a collection of the Qualification Testing help documentation
<a href="#">How to Create a Listing</a>	This is a step-by-step training document on how to create a listing
<a href="#">How to Subset</a>	This is a step-by-step training document on how to create a subset listing
<a href="#">Qualification PRD</a>	Current policy for Bluetooth product qualification, effective 1 August 2006. PRD 2.1 Document Release Date 5 June 2008. The zipped folder includes the policy documentation for the PRD, Enforcement Process, and Product Type definitions. PRD 2.1, QEP, Qualification Product Use Primer in Simplified Chinese, Japanese and Korean (5 June 2008)
<a href="#">Translated Qualification Documents</a>	PRD 2.1, QEP, Qualification Product Use Primer in Simplified Chinese, Japanese and Korean (5 June 2008)
<a href="#">Qualification Enforcement Process (QEP)</a>	This document describes the Qualification Enforcement Process as implemented by the Qualification Program (5 June 2008)
<a href="#">Brand Usage Guide</a>	This document describes the requirements for placing the Bluetooth mark on qualified designs and products



Thank You

