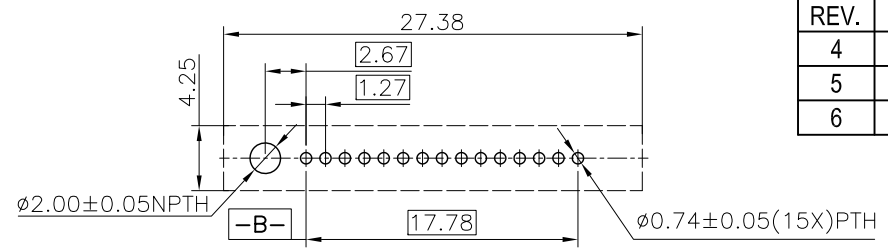
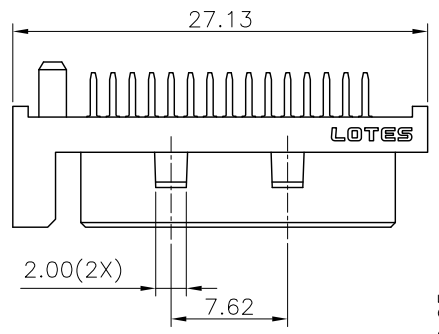


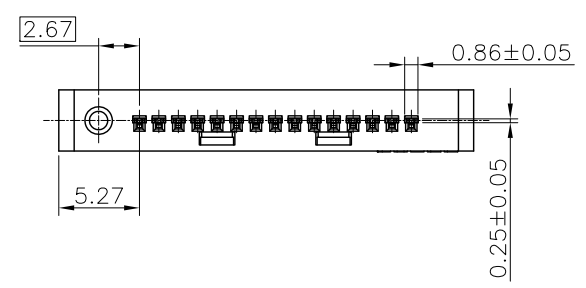
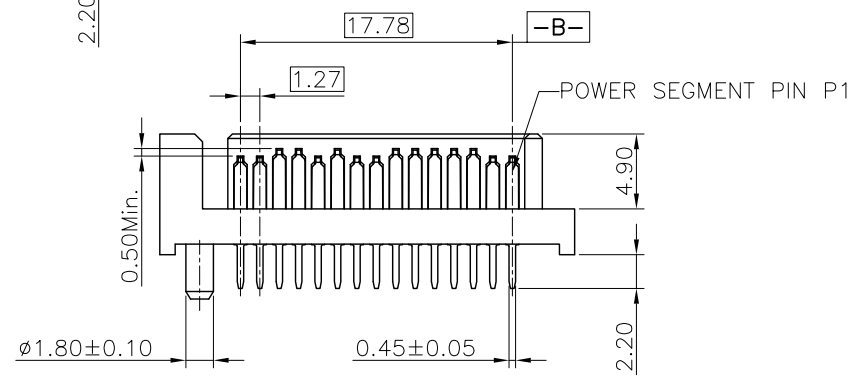
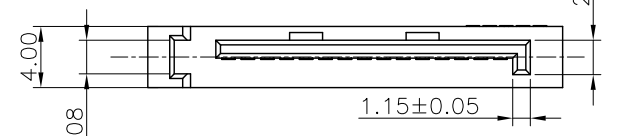
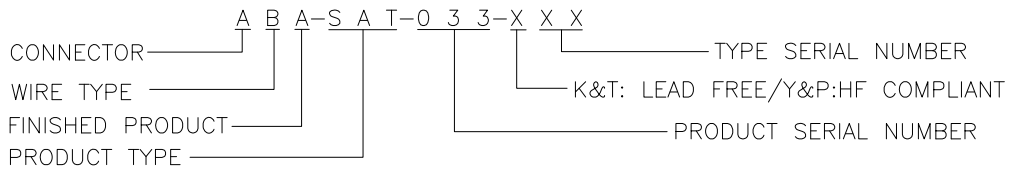
REV.	ECN NO./DESCRIPTION	DATE
4	N140668	12/01'14
5	N150636	12/15'15
6	N160552	10/27'16



RECOMMENDED P.C.B.LAYOUT(TOP LAYER)
PCB LAYOUT GENERAL TOLERANCES:1.6±0.05

NOTES:

- MATERIAL:
 - HOUSING:SEE TABLE
 - COLOR:SEE TABLE
 - CONTACT:BRASS
- CONTACT FINISH:
 - 50u"Min.NICKEL UNDERPLATING,100u"Min. MATTE TIN PLATING ON SOLDER TAIL,CONTACT AREA:SEE TABLE
- ELECTRICAL:
 - LOW LEVEL CONTACT RESISTANCE:INITIALLY 45 MILLIOHMS MAX.
 - INSULATION RESISTANCE:1000 MEGAOHMS Min.
 - DIELECTRIC WITHSTANDING VOLTAGE:500VAC PER MINUTE AT SEA LEVEL.
 - OPERATING TEMPERATURE:-55°C to +85°C
- MECHANICAL CHARACTERISTICS
 - DURABILITY:50 CYCLES
 - MATING FORCE:4.5KGF MAX
 - UNMATING FORCE:0.8KGF MIN
- WAVE SOLDERING:
 - THE CONNECTOR SHALL BE MOUNTED ON THE PCB,THE TEMPERATURE OF THE SOLDER SHALL BE 260±5°C AND IMMERSION DURATION: 3~5 SECONDS
- RoHS COMPLIANT OR HF COMPLIANT
- PRODUCT NUMBER NOTE:



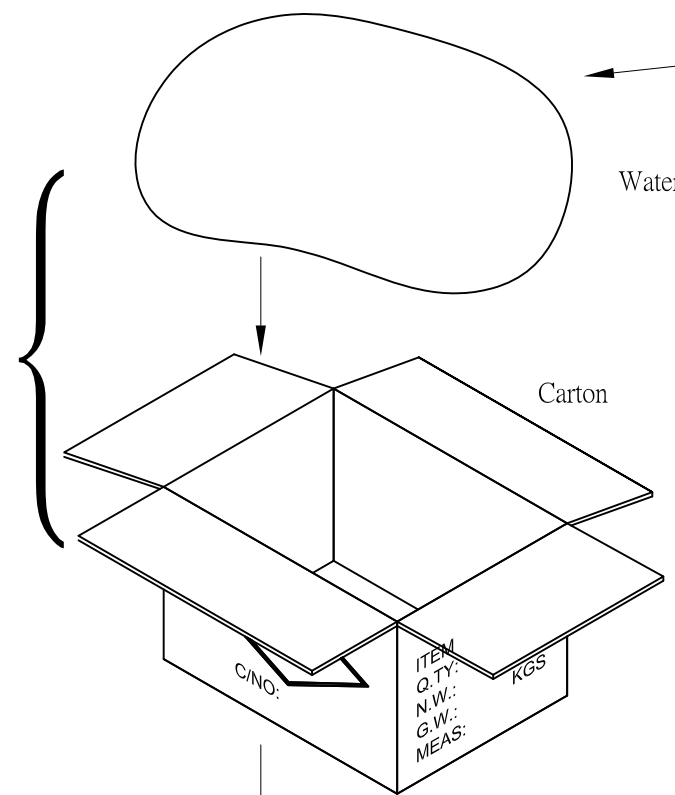
GENERAL TOLERANCES UNLESS SPECIFIED		PART NO.	LOTES			
.X ± 0.35	X.° ± 3°	SEE TABLE				
.XX ± 0.25	.X.° ± 2°	APPROVED BY	TITLE SATA 15P DIP TYPE			
.XXX ± 0.15	.XX.° ± 1°	Jie_Liao				
CUSTOMER DRAWING		CHECKED BY	DWG NO. GAP-ABA-SAT-033			
		Yong_liu				
SIZE	UNITS	DRAWN BY	SHEET SCALE REV			
A4	mm [INCH]	Guoqiang_Luo				
				1 / 2	1:1	6

REV.	ECN NO./DESCRIPTION	DATE
4	N140668	12/01'14
5	N150636	12/15'15
6	N160552	10/27'16

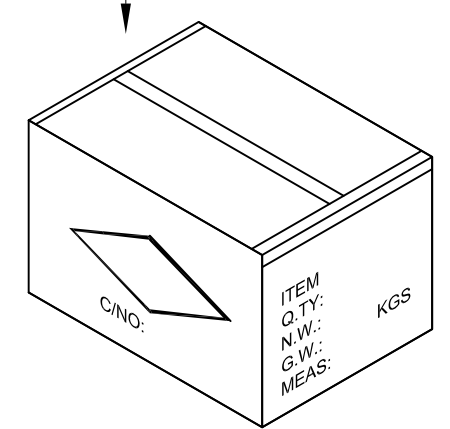
F
E
D
C
B
A

F
E
D
C
B
A

3. Put the 36 trays of products into a water-repellent film, then put all of them into a carton.




4. Packed the carton, and the seal looks like "工" shape.




Water-repellent film

An empty tray on the top



2. Each 35 trays of products puts together, one tray over another one, like the picture shows, 3500pcs products in all.

Product



1. Put the good products which had inspected into the tray, 100 pcs per tray.

GENERAL TOLERANCES UNLESS SPECIFIED		PART NO.	LOTES			
.X ± 0.35	X° ± 3°	SEE TABLE				
.XX ± 0.25	.X° ± 2°	APPROVED BY	TITLE SATA 15P DIP TYPE			
.XXX ± 0.15	.XX° ± 1°	Jie_Liao				
CUSTOMER DRAWING		CHECKED BY	DWG NO. GAP-ABA-SAT-033			
		Yong_liu				
SIZE	UNITS	DRAWN BY	SHEET SCALE REV			
A4	mm [INCH]	Guoqiang_Luo				
				2 / 2	1:1	6

1 2 3 4 5 6 7 8

1 2 3 4 5 6 7 8

	1	2	3	4	5	6	7	8	
F									F
E									E
D	PART No.	SPEC			HOUSING MATERIAL	COLOR	FLAME CLASS	ROHS&HF	D
	ABA-SAT-033-K01	SATA 15PIN DIP;PA46_BLACK;BRASS_15u";MATTE TIN			PA46+40%G.F	BLACK	UL94 V-0	ROHS	
	ABA-SAT-033-K03	SATA 15PIN DIP;PA46_BLACK;BRASS_30u";MATTE TIN			PA46+40%G.F	BLACK	UL94 V-0	ROHS	
C	ABA-SAT-033-K04	SATA 15PIN DIP;PA46_BLACK;BRASS_1u";MATTE TIN			PA46+40%G.F	BLACK	UL94 V-0	ROHS	C
B									B
A									A
	1	2	3	4	5	6	7	8	