

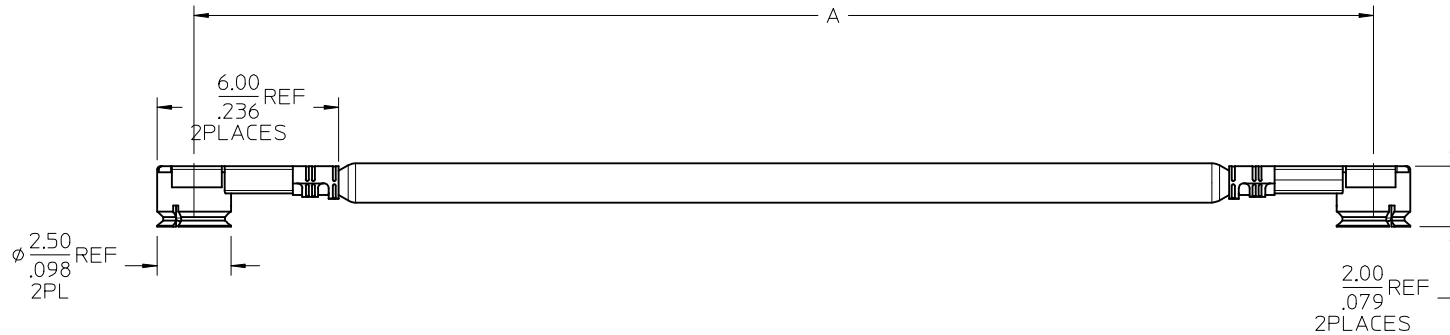
MATERIAL AND FINISHES:

HOUSING : PHOSPHOR BRONZE  
PLATED GOLD

CONTACT : PHOSPHOR BRONZE  
PLATED GOLD

INSULATOR : PBT

CABLE : 1.13 CABLE OR EQUIVALENT  
COLOR : GRAY



10	73412-1709	140 mm ±3.00
9	73412-1708	75 mm ±3.00
8	73412-1707	230 mm ±3.00
7	73412-1706	200 mm ±3.00
6	73412-1705	120 mm ±3.00
5	73412-1704	90 mm ±3.00
4	73412-1703	70 mm ±3.00
3	73412-1702	50 mm ±3.00
2	73412-1701	40 mm ±1.00
1	73412-1700	30 mm ±3.00
	PART NO.	DIMENSION A

CHG: 73412-1701.  
TOL. CHG  
±1.00 WAS ±3.00  
EWR RF14-E029

EC NO: URF2014-0086  
2013/08/02  
DRAWN: CHENG  
CHKD:  
APPR: HUANG  
2013/08/08

DESCRIPTION  
REV

QUALITY SYMBOLS  
▽=0  
▽=0

GENERAL TOLERANCES (UNLESS SPECIFIED)

	mm	INCH
4 PLACES	± .005	± .0004
3 PLACES	± .005	± .0004
2 PLACES	± .005	± .0004
1 PLACE	± .005	± .0004

ANGULAR ± 2 °

DRAFT WHERE APPLICABLE  
MUST REMAIN  
WITHIN DIMENSIONS

DIMENSION STYLE  
MM/IN

DRAWN BY	DATE
DARRY	2009/09/15
CHECKED BY	DATE
JUDY	2009/09/15
APPROVED BY	DATE
MISEN	2009/09/15

MATERIAL NO.  
SEE TABLE

SIZE  
C

SCALE  
DESIGN UNITS  
METRIC

THIRD ANGLE PROJECTION

TITLE  
CA UFL TO UFL WITH  
1.13 CABLE  
CA-UFL/UFL

MOLEX INCORPORATED

DOCUMENT NO.  
SD-73412-170

SHEET NO.  
1 OF 2

THIS DRAWING CONTAINS INFORMATION THAT IS PROPRIETARY TO MOLEX INCORPORATED AND SHOULD NOT BE USED WITHOUT WRITTEN PERMISSION

13

12

11

10

9

8

7

6

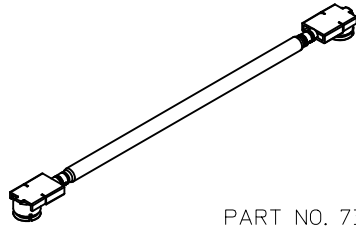
5

4




3

2

1

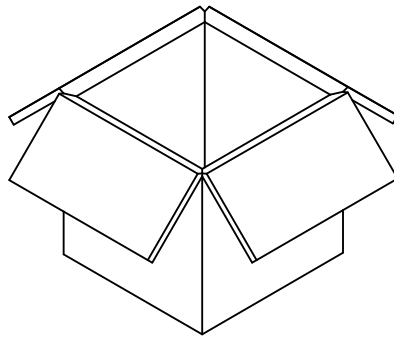


PART NO. 73412-1701

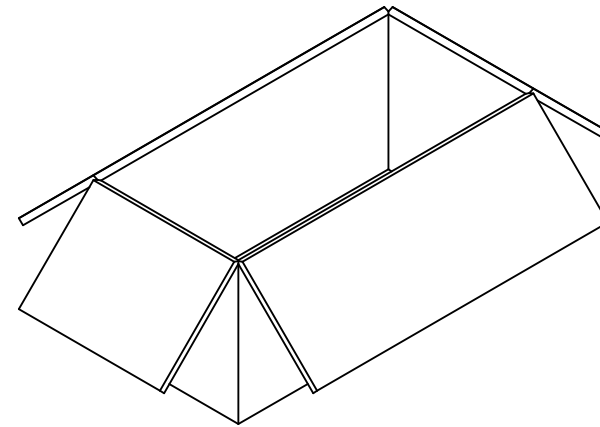
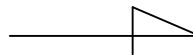


400 PCS PACKING BY POLY BAG

POLYBAG PART NO. 89707-0001



2000 PCS PACKING BY CARTON  
CARTON PART NO. 96707-0005



4000 PCS PACKING BY CARTON  
CARTON PART NO. 96707-0002

CHG:SEE SHEET1 EC NO: URF2014-0086 DRAWN:CHENG CHKD: APPR:MHUANG 2013/08/02 2013/08/08	QUALITY SYMBOLS	GENERAL TOLERANCES (UNLESS SPECIFIED)		DIMENSION STYLE	SCALE	DESIGN UNITS	THIRD ANGLE PROJECTION
	▽=0	mm	INCH	MM/IN		METRIC	
	▽=0	4 PLACES ± --- ± ---		DRAWN BY	DATE	TITLE	
	▽=0	3 PLACES ± --- ± ---		CHECKED BY	DATE	CA UFL TO UFL WITH 1.13 CABLE CA-UFL/UFL	
	2 PLACES ± --- ± ---		1 PLACE ± --- ± ---		APPROVED BY		<b>molex</b> DOCUMENT NO. SD-73412-170 SHEET NO. 2 OF 2
	0 PLACE ± --- ± ---		ANGULAR ± 2 °		MATERIAL NO.		
	DRAFT WHERE APPLICABLE MUST REMAIN WITHIN DIMENSIONS		SIZE C		THIS DRAWING CONTAINS INFORMATION THAT IS PROPRIETARY TO MOLEX INCORPORATED AND SHOULD NOT BE USED WITHOUT WRITTEN PERMISSION		

12

11

10

9

8

7

6

5

4

3

2

1