

## Quick Reference Guide

### .050 Centerline Micro-MaTch Connector Series

The TE Connectivity (TE) Micro-MaTch connector family, with its contact spacing of 1.27mm, offers a variety of wire-to-board and board-to-board interconnections. The Micro-MaTch contact helps prevent fretting corrosion, the traditional failure mode in tin-plated connections. Relative movements caused by vibrations/thermal expansion between male and female contacts are absorbed by an additional positioning spring in the female part. By preventing movements on the contact spot, a gas tight connection can make the Micro-MaTch contact spring system fretting corrosion resistant.

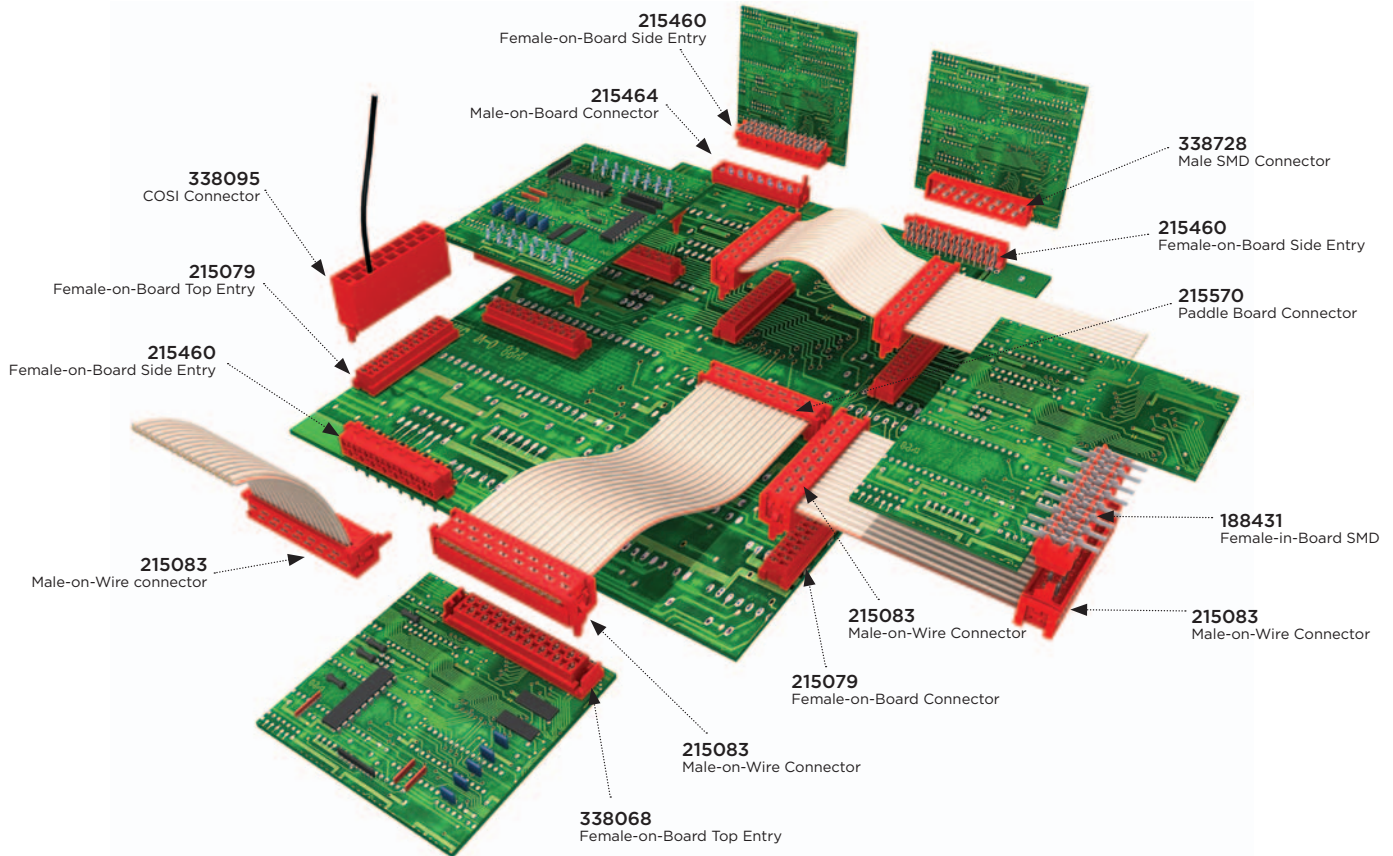
#### FEATURES AND BENEFITS

- Wire connectors supplied on-tape and suitable for mass termination of 28 AWG [0.08 mm<sup>2</sup> to 0.09 mm<sup>2</sup>] ribbon cable
- Tin plated contact design
- Gas tight connections
- Fretting corrosion resistant
- Full range of application tooling from hand tool to fully automated equipment
- Wire to Board, and Board to Board Interconnection system

#### PRODUCT APPLICATIONS

- Car Radios
- Navigation Systems
- Dashboard Systems
- Base Stations
- Phones
- Set Top Boxes
- Audio equipment

Product/Application Specification



Micro-MaTch Connector System Application Tooling

Hand Tools	734155-1	734024-1	734870-1	734870-2	654061-1	
	Pistol grip	Adapter set	COSI 24-20 AWG	COSI 28-24 AWG	Flat Cable cutting tool	
Bench Tools	733280-3	733278-2	1-547008-7			
	Termination Die Set	Sub-assy toolset (4-20p)	Lever press incl. toolset (4-24p)			
Semi-Automatic Tools	2161400-1	2151688	2151689	677412-7	519708-1	438685-1
	3K40 Terminator	Applicator for 3K40 Terminator 28-24 AWG	Applicator for 3K40 Terminator 24-20 AWG	Semi Automatic Base Press	Toolset for 215083	Toolset for 215570

Micro-Match Design Kits Provided by Waldom\*


Design Kits	
PN	Description
2110841-1	Female-on-Board Top Entry / Male-on-Board
2110841-2	Female-on-Board Top Entry / Male-on-Wire
2110841-3	Female-on-Board Side Entry / Male-on-Board
2110841-4	Female-on-Board Side Entry / Male-on-Wire
2110841-5	Female-on-Board Surface Mount / Male-on-Board
2110841-6	Female-on-Board Surface Mount / Male-on-Wire
2110841-7	Paddle Board Connectors
2110841-8	Crimp on Snap In (COSI) Housings and Contacts

\*Design kits are designed and assembled by Waldom and are available for purchase through your local distribution channel.

Large Sample Box with various connectors: 1377074-1 (available on order at TE)


Micro Sample Kit with 3 samples incl. cable assembly: 4-1773465-8 (available via Media Resource Center)

Micro MaTch Product Portfolio




**215079**

Female-on-Board Connector  
Top Entry




**215460**

Female-on-Board Connector  
Side Entry




**188275**

Female-on-Board Connector  
Surface Mount Device (SMD)




**215464**

Male-on-Board Connector




**338068**

Female-on-Board Connector Top  
Entry with Latches




**338070**

Female-on-Board Connector Side  
Entry with Latches




**338069**

Female-on-Board Connector Top  
Entry SMD with Latches



**215083**

Male-on-Wire Connector




**338095 & 338096  
or 338097 (COS)**

Crimp on Snap in (COS) Connector




**215570**

Paddle Board Connector



**188431**

Female-in-Board SMD Connector

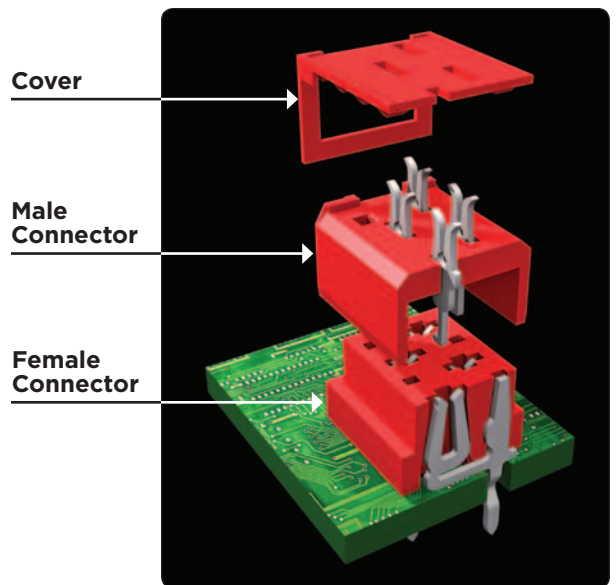
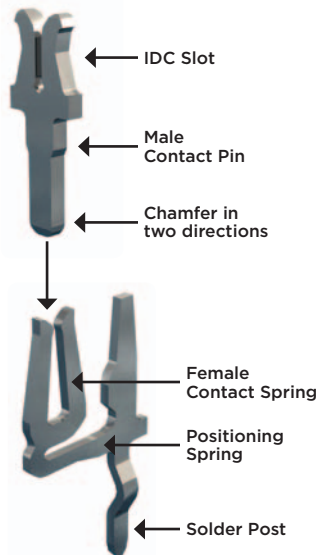


**338728**

Male SMD Connector

How Micro-MaTch Connectors Work

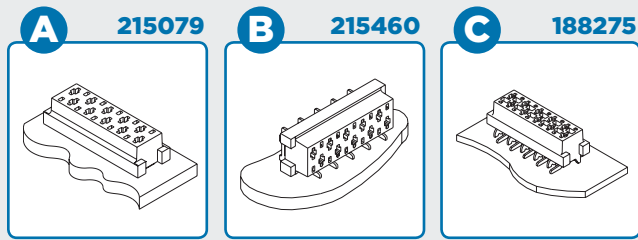
The Micro-MaTch connector design helps prevent fretting corrosion which is the traditional failure mode in tin plated connections. Due to an additional positioning spring in the female part, relative movements caused by vibrations and thermal expansion between male and female contacts are absorbed. By preventing movements on the contact spot, a gas tight connection is made. This contact spring system featuring the positioning spring, compensates positional tolerances and provides the high contact force required for tin plated contact systems. The Micro-MaTch contact spring system is fretting corrosion resistant.



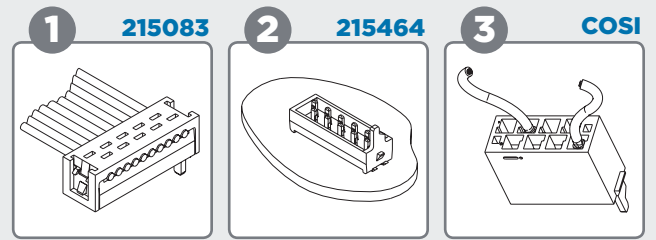


## Female and Male Connector Applications

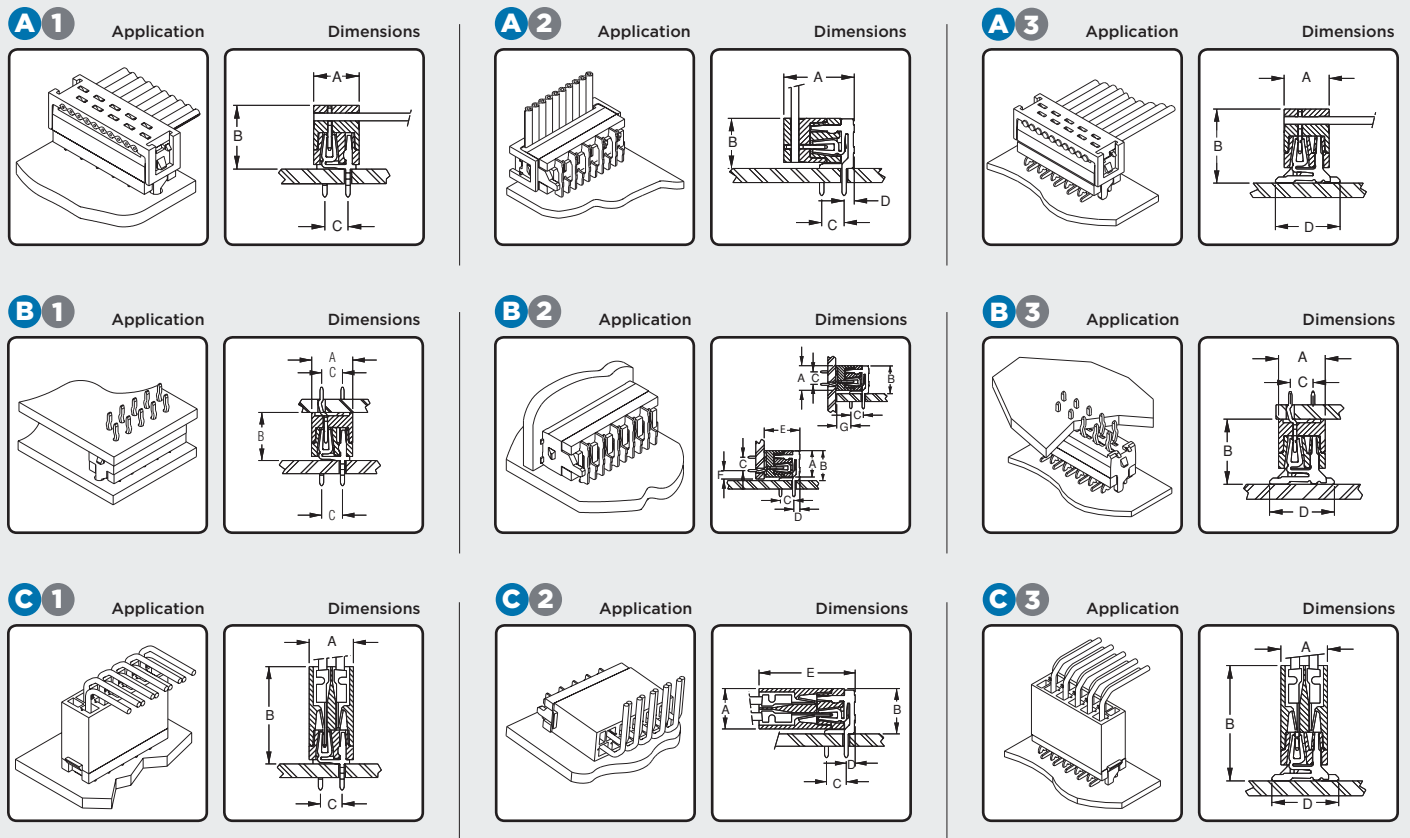
### Female Connectors



### Male Connectors



### Mated Female and Male Connectors (application and dimension drawings)



Female and Male Connector Dimensions								
Image	Description	A (max)	B (max)	C	D (max)	E (max)	F (max)	G (max)
A1	Wire-to-Board through hole	5.2	7.5	2.54	-	-	-	-
B1	Board-to-Board through hole	5.2	6.2	2.54	-	-	-	-
C1	Wire-to-Board (discrete wire), through hole	5.2	9.7	2.54	-	-	-	-
A2	Wire-to-Board right angle, through hole	8.4	5.9	2.54	1.5	-	-	-
B2	Board-to-Board right angle, through hole	5.2	5.9	2.54	1.5	7.0	1.6	-
B2	Board-to-Board right angle, through hole	5.2	5.9	2.54	1.5	-	-	2.8
C2	Wire-to-Board right angle (discrete wire), through hole	5.2	5.9	2.54	1.5	10.6	-	-
A3	Wire-to-Board surface mount	5.2	8.5	-	7.1	-	-	-
B3	Board-to-Board surface mount, through hole	5.2	7.1	2.54	7.1	-	-	-
C3	Wire-to-Board (discrete wire), surface mount	5.2	10.7	-	7.1	-	-	-

FEMALE-ON-BOARD CONNECTOR : TOP ENTRY																			
Position Size	4		6		8		10		12		14		16		18		20		
Base Number	215079	-4	-74	-6	-76	-8	-78	-10	-80	-12	-82	-14	-84	-16	-86	-18	-88	-20	-90
	338068	-4	-74	-6	-76	-8	-78	-10	-80	-12	-82	-14	-84	-16	-86	-18	-88	-20	-90
Package Size		Reel	Box	Reel	Box	Reel	Box	Reel	Box	Reel	Box	Reel	Box	Reel	Box	Reel	Box	Reel	Box
		2500	250	2500	250	2500	250	2500	250	2500	250	2500	250	2500	250	2500	250	2500	250
Mates With : 215083, 338095+338096, 338095+338097, 215464, 338728																			

FEMALE-ON-BOARD CONNECTOR : SIDE ENTRY																			
Position Size	4		6		8		10		12		14		16		18		20		
Base Number	215460	-4	-74	-6	-76	-8	-78	-10	-80	-12	-82	-14	-84	-16	-86	-18	-88	-20	-90
	338070	-4	-74	-6	-76	-8	-78	-10	-80	-12	-82	-14	-84	-16	-86	-18	-88	-20	-90
Package Size		Reel	Box	Reel	Box	Reel	Box	Reel	Box	Reel	Box	Reel	Box	Reel	Box	Reel	Box	Reel	Box
		2500	250	2500	250	2500	250	2500	250	2500	250	2500	250	2500	250	2500	250	2500	250
Mates With : 215083, 338095+338096, 338095+338097, 215464, 338728																			

FEMALE-ON-BOARD CONNECTOR : SURFACE MOUNT DEVICE (SMD)																					
Position Size	4		6		8		10		12		14		16		18		20		24		
Base Number	188275	-4	-74	-6	-76	-8	-78	-10	-80	-12	-82	-14	-84	-16	-86	-18	-88	-20	-90	-24	-94
	338069	-4	-74	-6	-76	-8	-78	-10	-80	-12	-82	-14	-84	-16	-86	-18	-88	-20	-90	-24	-94
Package Size		No vac tape	Vac tape	No vac tape	Vac tape	No vac tape	Vac tape	No vac tape	Vac tape	No vac tape	Vac tape	No vac tape	Vac tape	No vac tape	Vac tape	No vac tape	Vac tape	No vac tape	Vac tape	No vac tape	Vac tape
		900	900	900	900	900	900	900	900	900	900	900	900	900	900	900	900	900	900	900	900
Note: Vac Tape = With vacuum pick and place tape Mates With : 215083, 338095+338096, 338095+338097, 215464, 338728																					

MALE-ON-BOARD CONNECTOR																			
Position Size	4		6		8		10		12		14		16		18		20		
Base Number	215464	-4	-74	-6	-76	-8	-78	-10	-80	-12	-82	-14	-84	-16	-86	-18	-88	-20	-90
Package Size		Reel	Box	Reel	Box	Reel	Box	Reel	Box	Reel	Box	Reel	Box	Reel	Box	Reel	Box	Reel	Box
		2500	250	2500	250	2500	250	2500	250	2500	250	2500	250	2500	250	2500	250	2500	250
Mates With : 215079, 215460, 188275, 215079, 338068, 338069, 338070, 188431																			

MALE-ON-WIRE CONNECTOR																					
Position Size	4		6		8		10		12		14		16		18		20		24		
Base Number	215083	-4	-74	-6	-76	-8	-78	-10	-80	-12	-82	-14	-84	-16	-86	-18	-88	-20	-90	-24	-94
Package Size		Reel	Box	Reel	Box	Reel	Box	Reel	Box	Reel	Box	Reel	Box	Reel	Box	Reel	Box	Reel	Box	Reel	Box
		2500	250	2500	250	2500	250	2500	250	2500	250	2500	250	2500	250	2500	250	2500	250	2500	250
Application Spec : 114-19016 Matching Cable : 167019 Mates With : 215079, 215460, 188275, 215079, 338068, 338069, 338070, 188431																					

MALE PADDLE BOARD CONNECTOR																					
Position Size	4		6		8		10		12		14		16		18		20		24		
Base Number	215570	-4	-74	-6	-76	-8	-78	-10	-80	-12	-82	-14	-84	-16	-86	-18	-88	-20	-90	-24	-94
Package Size		Reel	Box	Reel	Box	Reel	Box	Reel	Box	Reel	Box	Reel	Box	Reel	Box	Reel	Box	Reel	Box	Reel	Box
		2500	250	2500	250	2500	250	2500	250	2500	250	2500	250	2500	250	2500	250	2500	250	2500	250
Application Spec : 114-19016 Matching Cable : 167019 NO MATES - Direct Soldering of ribbon cable to the PC board																					

CRIMP ON SNAP IN (COSI) CONNECTOR										
Position Size	4	6	8	10	12	14	16	18	20	
Base Number	338095	-4	-6	-8	-10	-12	-14	-16	-18	-20
Package Size		Box	Box	Box	Box	Box	Box	Box	Box	Box
		900	700	450	450	400	350	300	250	200
Mates With : 215079, 215460, 188275, 215079, 338068, 338069, 338070, 188431										

CONTACTS				
Base Number	Wire Size	ID	15000/Reel	750/Reel
338096	28-24 AWG	0.76-1.00	-1	-11
338097	24-20 AWG	1.27-1.52	-1	-11

FEMALE-IN-BOARD SMD CONNECTOR						
Position Size	6	8	10	14	20	
Base Number	188431	-76	-78	-80	-84	-90
Package Size		Reel	Reel	Reel	Reel	Reel
		1200	1200	1200	1200	1200
Mates With : 215083, 338095+338096, 338095+338097, 215464, 338728						

MALE SMD CONNECTOR																			
Position Size	4		6		8		10		12		14		16		18		20		
Base Number	338728	-4	-74	-6	-76	-8	-78	-10	-80	-12	-82	-14	-84	-16	-86	-18	-88	-20	-90
Package Size		No cover	Vac cover	No cover	Vac cover	No cover	Vac cover	No cover	Vac cover	No cover	Vac cover	No cover	Vac cover	No cover	Vac cover	No cover	Vac cover	No cover	Vac cover
		1500	1500	1500	1500	1500	1500	1500	1500	1500	1500	1500	1500	1500	1500	1500	1500	1500	1500
Mates With : 215079, 215460, 188275, 215079, 338068, 338069, 338070, 188431																			

## Frequently asked questions

### Can we make Micro-MaTch connectors with contacts in Gold plating?

No. The Micro-MaTch receptacle contact spring is designed to deliver a high normal-force as required for tinplated contact interconnections. This pressure is too high for gold plated interconnections, where much lower normal-forces are required.

### We have noticed that the kinks of the Micro-MaTch thru-hole solder contacts on Top Entry as well as Side Entry Thru-hole solder Connectors, start with random direction. Is this technically OK?

Yes, this is OK and does not affect contact retention. For those connectors the kink direction in each row can start random, but sequential contacts within each row have kinks pointing in opposite directions.

### Which flat ribbon cable is suitable for Micro-MaTch male-on-wire and paddle-board connectors and why?

TE Connectivity (TE) part number 167019-series Flat Ribbon Cable. The cable insulation's round shape at each position and the flat transition between the positions, both exactly match with corresponding shape in the cover. This enables accurate pre-positioning of the conductors regarding to the IDC-slots during the termination process. It is also important that the conductor's pitch is within tolerance and that they are symmetrically positioned in the round insulation shape.

### Are Micro-MaTch male-on-wire and paddle-board connectors also suitable for discrete wire termination?

No. For discrete wires, Micro-MaTch connectors offer the Crimp-On Snap-In (COSI) connectors in 2 wire ranges.

### Is there retention force performance information available for the female connector versions with locking latches?

No. The plastic latches were not designed to retain the connectors but to produce an audible click when the connectors are fully mated.

## FOR MORE INFORMATION

[te.com/products/micromatch](http://te.com/products/micromatch)

### TE Technical Support Center

Internet:	<a href="http://te.com/help">te.com/help</a>
USA:	+1 (800) 522-6752
Canada:	+1 (905) 475-6222
Mexico	+52 (0) 55-1106-0800
Latin/S. America:	+54 (0) 11-4733-2200
Germany:	+49 (0) 6251-133-1999
UK:	+44 (0) 800-267666
France:	+33 (0) 1-3420-8686
Netherlands:	+31 (0) 73-6246-999
China:	+86 (0) 400-820-6015

Part numbers in this brochure are RoHS Compliant\*, unless marked otherwise.

\*as defined [www.te.com/leadfree](http://www.te.com/leadfree)

## te.com

© 2012 Tyco Electronics Corporation, a TE Connectivity Ltd. company. All Rights Reserved.

4-1773457-1 CIS WR 08/2012

TE Connectivity and the TE connectivity (logo) are trademarks. Other logos, product and/or company names might be trademarks of their respective owners.

While TE has made every reasonable effort to ensure the accuracy of the information in this brochure, TE does not guarantee that it is error-free, nor does TE make any other representation, warranty or guarantee that the information is accurate, correct, reliable or current. TE reserves the right to make any adjustments to the information contained herein at any time without notice. TE expressly disclaims all implied warranties regarding the information contained herein, including, but not limited to, any implied warranties of merchantability or fitness for a particular purpose. The dimensions in this catalog are for reference purposes only and are subject to change without notice. Specifications are subject to change without notice. Consult TE for the latest dimensions and design specifications.

