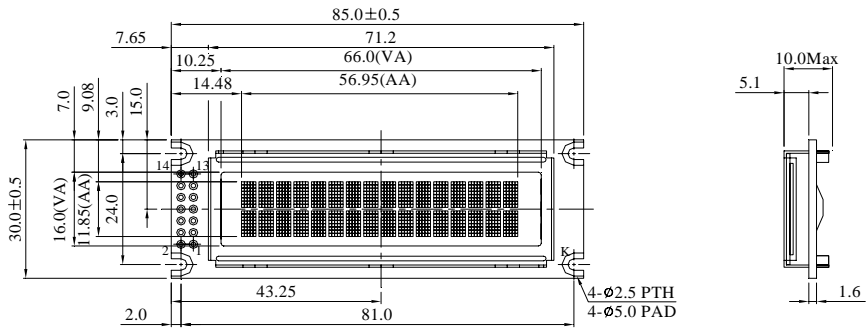
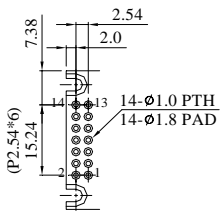


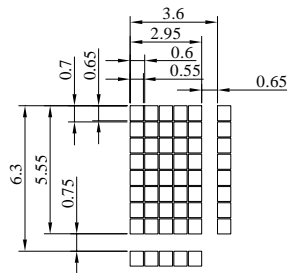
# Counter Drawing & Block Diagram



PIN NO.	SYMBOL
1	V <sub>DD</sub>
2	V <sub>SS</sub>
3	NC
4	RS
5	R/ $\bar{W}$
6	E
7	DB0
8	DB1
9	DB2
10	DB3
11	DB4
12	DB5
13	DB6
14	DB7



PIN DETAIL



DOT SIZES  
SCALE 5/1

The non-specified tolerance of dimension is  $\pm 0.3$  mm .