

1 2 3 4 5 6 7 8

A

B

C

D

E

F

G

H

A

B

C

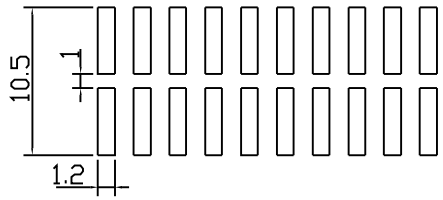
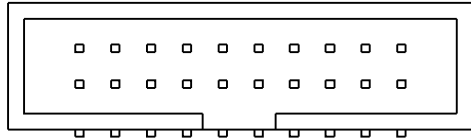
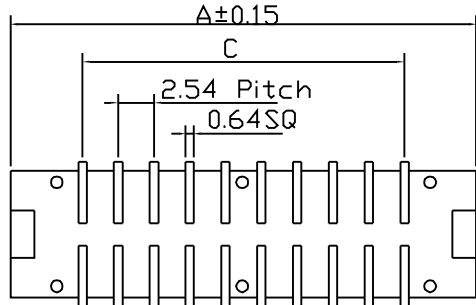
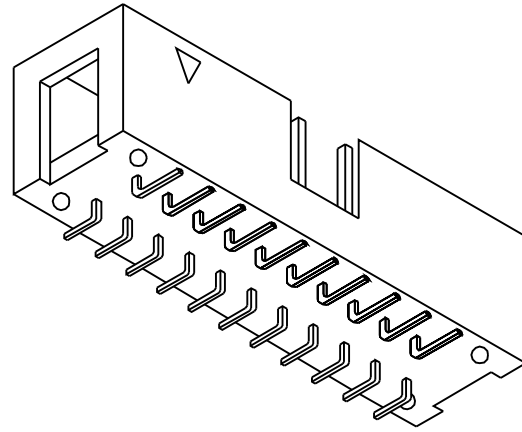
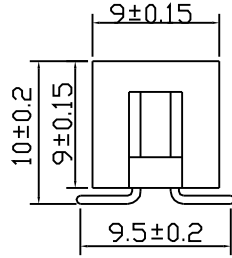
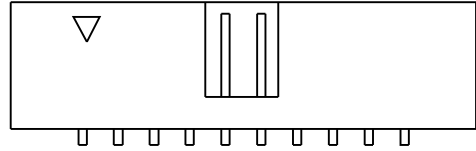
D

E

F

G

H



P.C. Board Layout

CONTERACT:
 Contact: Brass.
 Insuiator: Nylon 6T.
 Finish: Gold flash plated over nickel.

CIRCUITS	A	B	C
6P-SMT	12.70	12.94	5.08
8P-SMT	15.24	15.48	7.62
10P-SMT	20.32	18.02	10.16
14P-SMT	25.40	23.10	15.24
16P-SMT	27.94	25.64	17.78
20P-SMT	33.02	30.72	22.86
24P-SMT	38.10	35.80	27.94
26P-SMT	40.64	38.34	30.48
30P-SMT	45.72	43.42	35.56
34P-SMT	50.80	48.50	40.64
40P-SMT	58.42	56.12	48.26
50P-SMT	71.12	68.82	60.96

玄茂科技股份有限公司
 HSUAN MAO TECHNOLOGY CO., LTD.

UNIT		SCALE	PART NAME	
MM		2:1	P: 2.54 BOX HEADER SMT TYPE	
APPD.	CKD.	TOLERANCE	PART NO.	REV.
		± 0.5	C3510-XXDNXXX0	A

制表日: 2000/06/07
 DRAWING. APPROVED
 RANDY TINA

1 2 3 4 5 6 7 8