



# .433" PCB Tri-Barrier Terminal Blocks

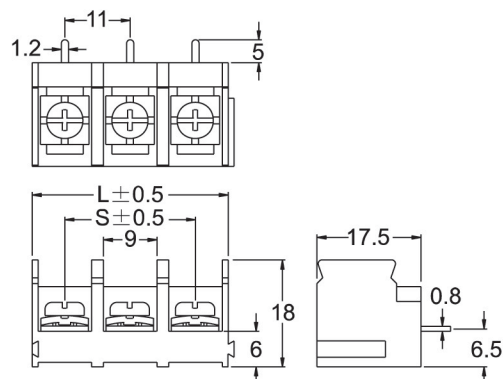
TYPE:T46M

Modular(モジュール式)

Pitch:11.00mm

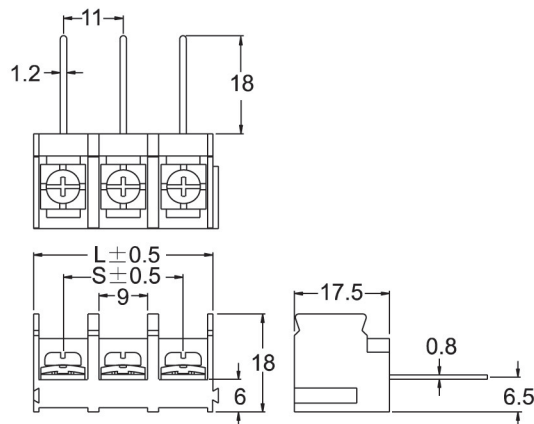
## T46MBB11-03

Terminal style: B11



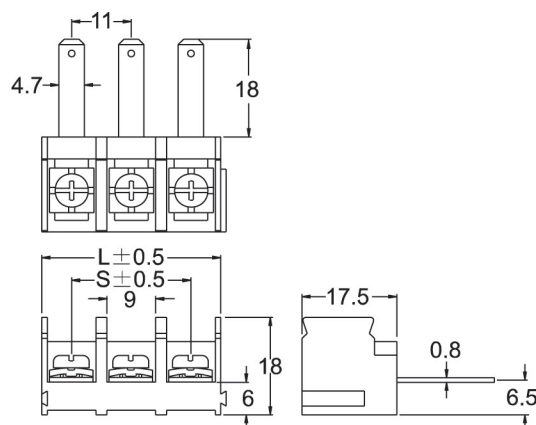
## T46MBB15-03

Terminal style: B15



## T46MBB52-03

Terminal style: B52



Poles	2	3	4	5	6	7	8	9	10	11	12	13	14	15	16
L(mm)	22.0	33.0	44.0	55.0	66.0	77.0	88.0	99.0	110	121	132	143	154	165	176
S(mm)	11.0	22.0	33.0	44.0	55.0	66.0	77.0	88.0	99.0	110	121	132	143	154	165
Poles	17	18	19	20	21	22	23	24	25	26	27	28	29	30	
L(mm)	187	198	209	220	231	242	253	264	275	286	297	308	319	330	
S(mm)	176	187	198	209	220	231	242	253	264	275	286	297	308	319	

# .433" PCB Tri-Barrier Terminal Blocks

**DECA®**  
SwitchLab

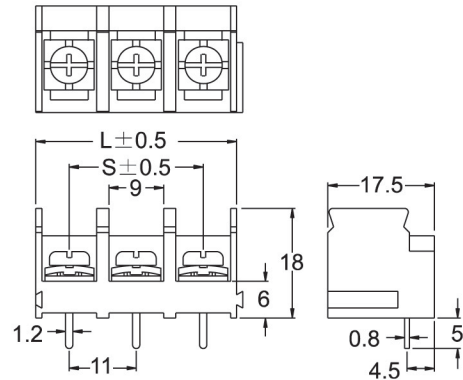

TYPE:T46M

Modular(モジュール式)

Pitch:11.00mm

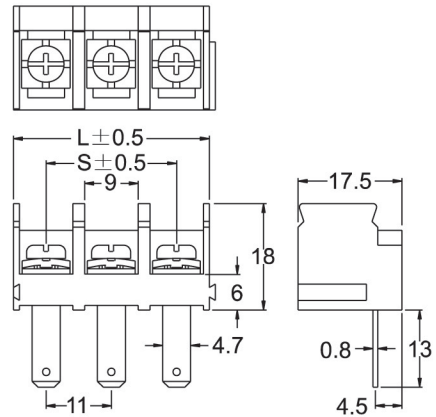

## T46MMBS11-03

Terminal style: S11



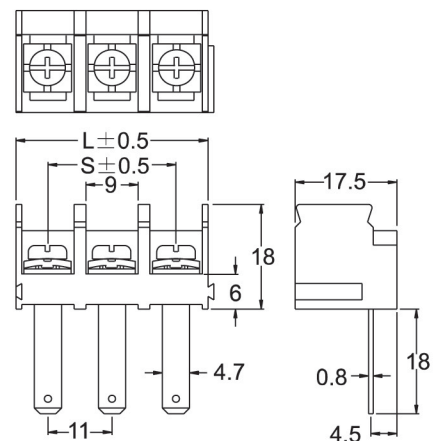
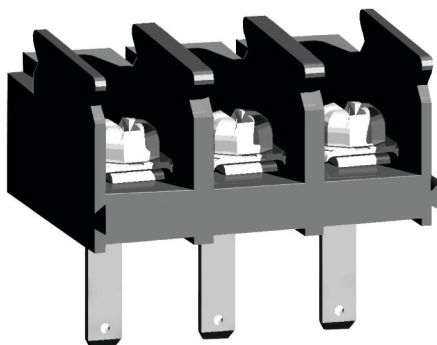
## T46MBS51-03

Terminal style: S51



## T46MBS52-03

Terminal style: S52



Poles	2	3	4	5	6	7	8	9	10	11	12	13	14	15	16
L(mm)	22.0	33.0	44.0	55.0	66.0	77.0	88.0	99.0	110	121	132	143	154	165	176
S(mm)	11.0	22.0	33.0	44.0	55.0	66.0	77.0	88.0	99.0	110	121	132	143	154	165
Poles	17	18	19	20	21	22	23	24	25	26	27	28	29	30	
L(mm)	187	198	209	220	231	242	253	264	275	286	297	308	319	330	
S(mm)	176	187	198	209	220	231	242	253	264	275	286	297	308	319	

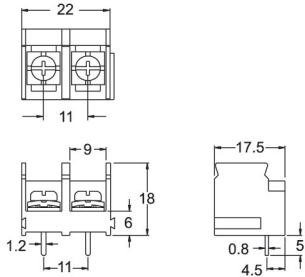
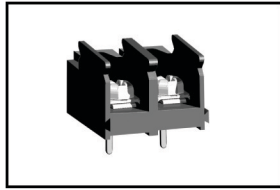
# .433" PCB Tri-Barrier Terminal Blocks

TYPE:T46M (貫通式端子台)

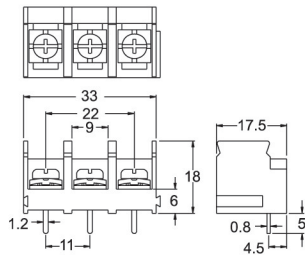
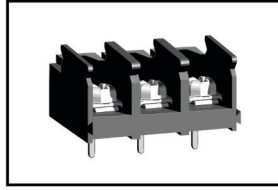
Modular(モジュール式)

Pitch:11.00mm

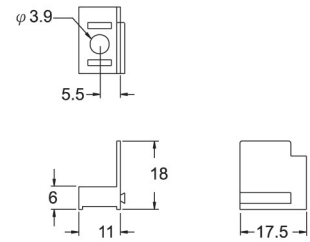
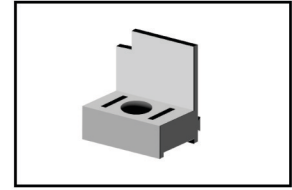
T46MBS11-02



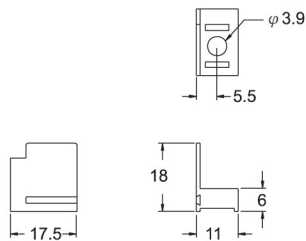
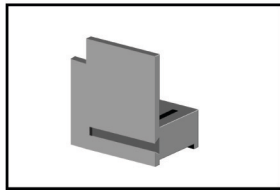
T46MBS11-03



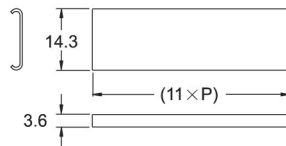
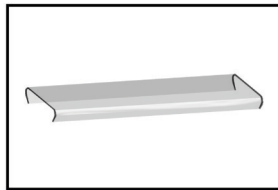
T46M-L01



T46M-R01



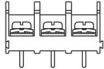
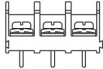
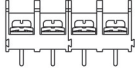


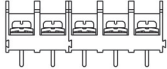

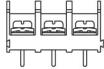



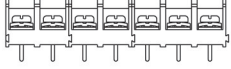


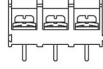
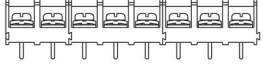

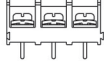
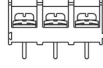
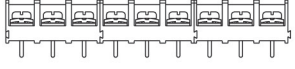
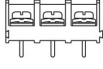
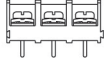
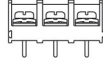
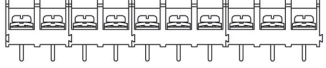


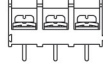

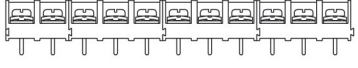




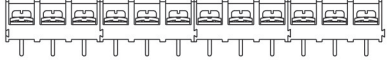
























BC40M-□□



T46MBM11-02		2 pole modular
T46MBM11-03		3 pole modular
T46M-L01		mounting hole (left)
T46M-R01		mounting hole (right)
BC46M-□□		clear cover

## ORDER GUIDE

Housing	Assemble Breakdown			
 T46MBM11-02	 T46MBM11-02			
 T46MBM11-03	 T46MBM11-03			
 T46MBM11-04	 T46MBM11-02	 T46MBM11-02		
 T46MBM11-05	 T46MBM11-02	 T46MBM11-03		
 T46MBM11-06	 T46MBM11-03	 T46MBM11-03		
 T46MBM11-07	 T46MBM11-02	 T46MBM11-02	 T46MBM11-03	
 T46MBM11-08	 T46MBM11-02	 T46MBM11-03	 T46MBM11-03	
 T46MBM11-09	 T46MRS11-03	 T46MRS11-03	 T46MBS11-03	
 T46MBM11-10	 T46MBM11-02	 T46MBM11-02	 T46MBM11-03	 T46MBM11-03
 T46MBM11-11	 T46MBM11-02	 T46MBM11-03	 T46MBM11-03	 T46MBM11-03
 T46MBM11-12	 T46MBM11-03	 T46MBM11-03	 T46MBM11-03	 T46MBM11-03
 T46MOM11-02	 T46M-L01	 T46MMS11-02	 T46M-R01	
 T46MOM11-03	 T46M-L01	 T46MBS11-03	 T46M-R01	
 T46MOM11-04	 T46M-L01	 T46MRS11-02	 T46BS11-02	 T46M-R01
 T46MOM11-05	 T46M-L01	 T46MRS11-02	 T46MBS11-03	 T46M-R01