


**NEW**

## TYPE:T40M (貫通式端子台) Modular(モジュール式)

Pitch:6.35mm



### ORDER GUIDE(注文方法):

# T40M B S11 - 05

Body(本体)		Terminal style(端子スタイル)		Poles(極数)
B: 標準型 (standard)	E: 両端取付穴無しカバー付 (with cover)	B27:		02
		S11:		⋮
C: 両端取付穴付カバー付 (with mounts and cover)	O: 両端取付穴付カバー無し (with mounts)	S64:		⋮
				30

### SPECIFICATION(規格,仕様):

Terminal :	Brass, Tin plated,0.8 t	端子 :	黄銅板ハンダメッキ,0.8 t
Insulator body :	Polyamide66(UL94V-0), Green	主絶縁体 :	Polyamide66(UL94V-0),緑色
Screw :	M3.0, steel, Ni plated	ネジ :	M3.0, 鉄ニッケルメッキ
Cover :	PC	カバー :	PC
Operation temperatures :	-40° C to +105° C	使用温度範囲 :	-40° C to +105° C
Rated current :	10Amp AC300V	定格 :	10Amp AC300V
Insulation withstands volt :	AC2000V min	耐電圧 :	AC2000V 一分間
Insulation resistance :	>5000MΩ at DC 500V	絶縁抵抗 :	DC500V 5000MΩ以上
PCB hole Dia :	φ 1.6mm~φ 1.8mm	基板穴径 :	φ 1.6mm~φ 1.8mm
Wire range :	16~30 AWG	電線径 :	16~30 AWG
Screw torque :	10 lb-in	ネジ締付トルク :	10 lb-in
	Screw with washer		ワッシャー付ネジ

# .250" PCB Barrier Terminal Blocks

**DECA**<sup>®</sup>  
SwitchLab

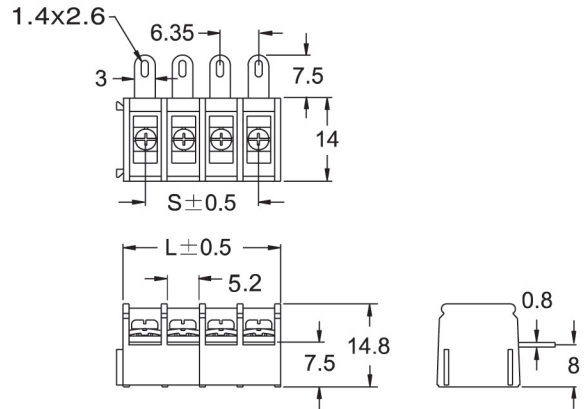

TYPE:T40M

Modular(モジュール式)

Pitch:6.35mm

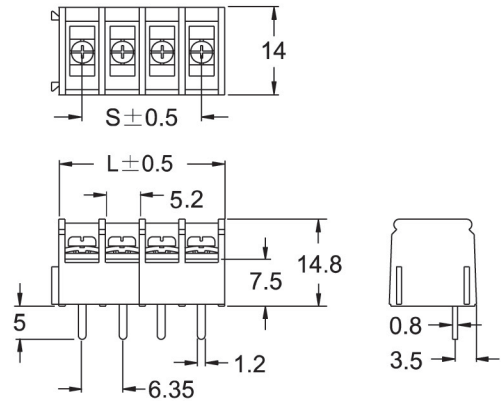
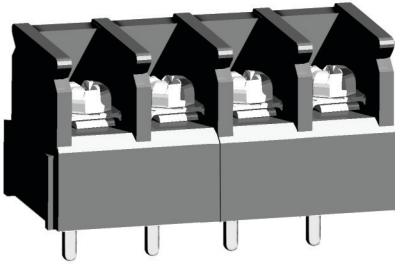
## T40MBB27-04

Terminal style: B27



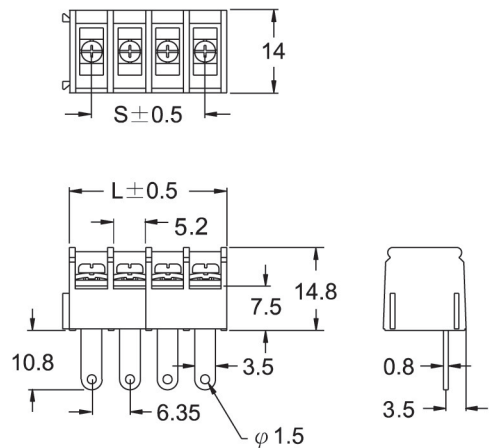
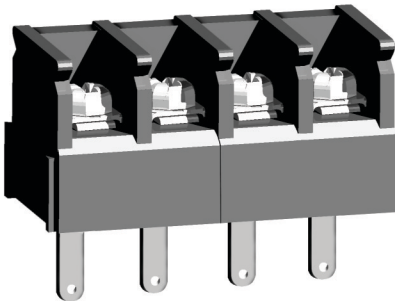
## T40MBS11-04

Terminal style: S11



## T40MBS64-04

Terminal style: S64



Poles	2	3	4	5	6	7	8	9	10	11	12	13	14	15	16
L(mm)	13.7	20.1	26.4	33.3	39.1	45.5	51.8	58.2	64.5	70.9	77.2	83.6	89.9	96.3	103
S(mm)	6.35	12.7	19.1	25.4	31.8	38.1	44.5	50.8	57.2	63.5	69.9	76.2	82.6	88.9	95.3
Poles	17	18	19	20	21	22	23	24	25	26	27	28	29	30	
L(mm)	109	115	122	128	134	141	147	153	160	166	173	179	185	192	
S(mm)	102	108	114	121	127	133	140	146	152	159	165	171	178	184	

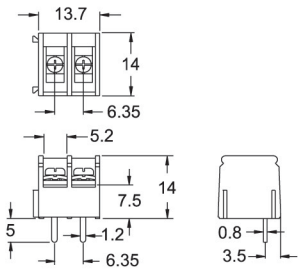
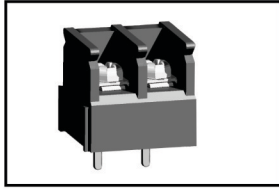
# .250" PCB Barrier Terminal Blocks

TYPE:T40M(貫通式端子台)

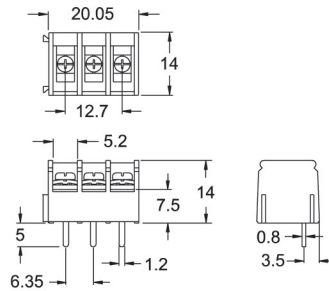
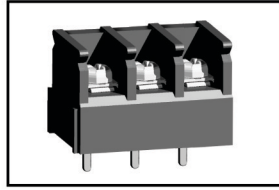
Modular(モジュール式)

Pitch:6.35mm

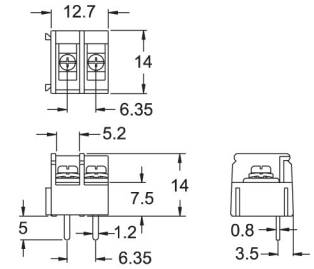
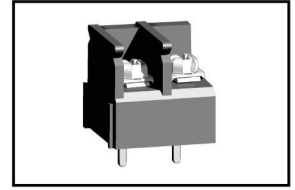
T40MBS11-02



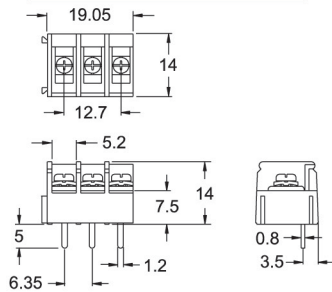
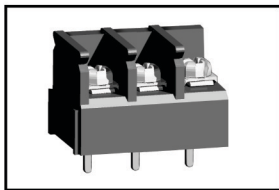
T40MBS11-03



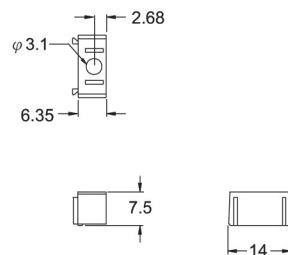
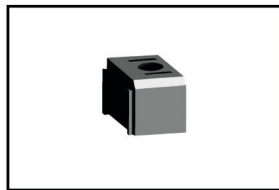
T40MRS11-02



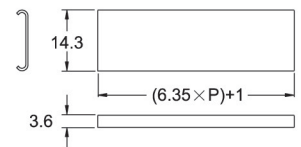
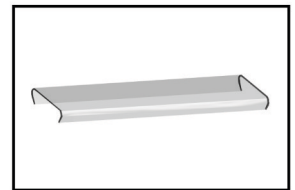
T40MRS11-03



T30M-R01











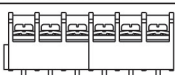

















































BC40M-□□



T40MBS11-02		2 pole modular
T40MBS11-03		3 pole modular
T40MRS11-02		2 pole modular w/o wall (right side)
T40MRS11-03		3 pole modular w/o wall (right side)
T30M-R01		mounting hole
BC40M-□□		clear cover

## ORDER GUIDE

Housing	Assemble Breakdown			
 T40MBS11-02	 T40MBS11-02			
 T40MBS11-03	 T40MBS11-03			
 T40MBS11-04	 T40MRS11-02	 T40MBS11-02		
 T40MBS11-05	 T40MRS11-02	 T40MBS11-03		
 T40MBS11-06	 T40MRS11-03	 T40MBS11-03		
 T40MBS11-07	 T40MRS11-02	 T40MRS11-02	 T40MBS11-03	
 T40MBS11-08	 T40MRS11-02	 T40MRS11-03	 T40MBS11-03	
 T40MBS11-09	 T40MRS11-03	 T40MRS11-03	 T40MBS11-03	
 T40MBS11-10	 T40MRS11-02	 T40MRS11-02	 T40MRS11-03	 T40MBS11-03
 T40MBS11-11	 T40MRS11-02	 T40MRS11-03	 T40MRS11-03	 T40MBS11-03
 T40MBS11-12	 T40MRS11-03	 T40MRS11-03	 T40MRS11-03	 T40MBS11-03
 T40MOS11-02	 T30M-R01	 T40MBS11-02	 T30M-R01	
 T40MOS11-03	 T30M-R01	 T40MBS11-03		 T30M-R01
 T40MOS11-04	 T30M-R01	 T40MRS11-02	 T40MBS11-02	 T30M-R01
 T40MOS11-05	 T30M-R01	 T40MRS11-02	 T40MBS11-03	 T30M-R01