

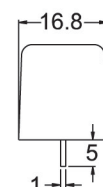
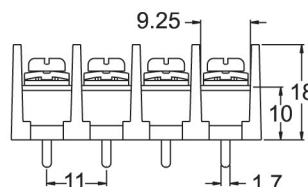
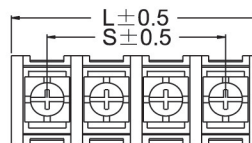

.433" PCB Barrier Terminal Blocks

TYPE:T36

Pitch:11.00mm

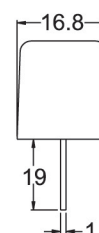
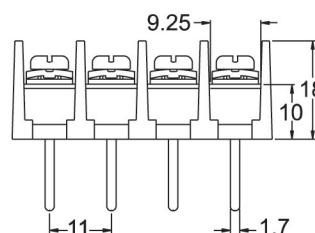
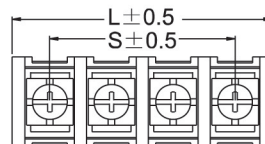

T36-BM11-04

Terminal style: M11



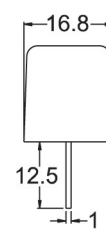
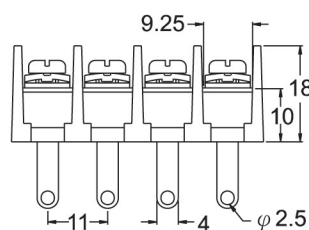
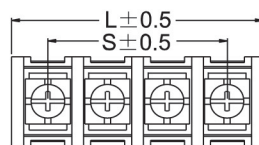

T36-BM14-04

Terminal style: M14



T36-BM61-04

Terminal style: M61



Poles	2	3	4	5	6	7	8	9	10	11	12	13	14	15	16
L(mm)	24.4	35.4	46.4	57.4	68.4	79.4	90.4	101	112	123	134	145	156	167	178
S(mm)	11.0	22.0	33.0	44.0	55.0	66.0	77.0	88.0	99.0	110	121	132	143	154	165
Poles	17	18	19	20	21	22	23	24	25	26	27	28	29	30	
L(mm)	189	200	211	222	233	244	255	266	277	288	299	310	321	332	
S(mm)	176	187	198	209	220	231	242	253	264	275	286	297	308	319	

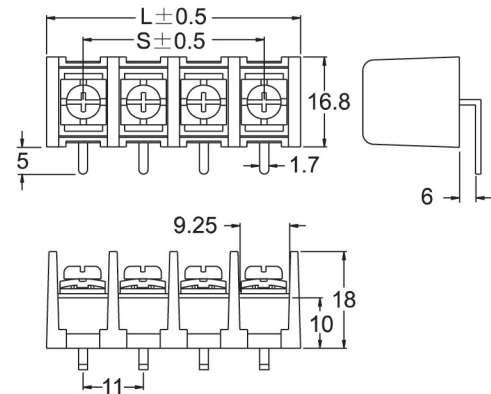
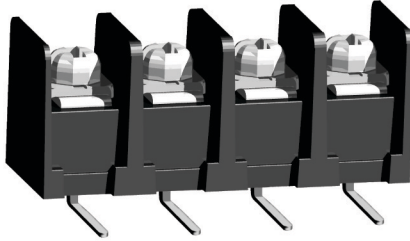
.433" PCB Barrier Terminal Blocks

TYPE:T36

Pitch:11.00mm

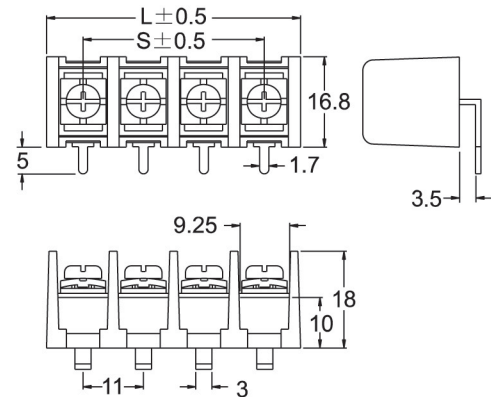
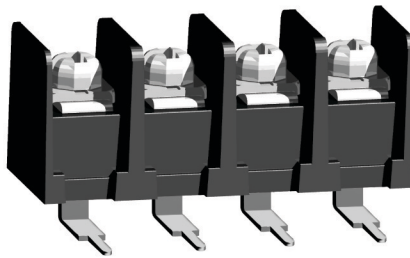
T36-BO14-04

Terminal style: O14



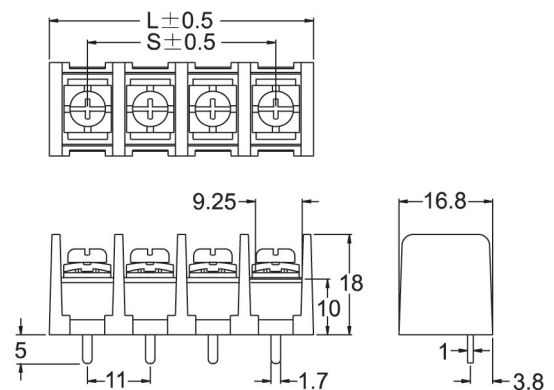

T36-BO33-04

Terminal style: O33



T36-BS11-04

Terminal style: S11



Poles	2	3	4	5	6	7	8	9	10	11	12	13	14	15	16
L(mm)	24.4	35.4	46.4	57.4	68.4	79.4	90.4	101	112	123	134	145	156	167	178
S(mm)	11.0	22.0	33.0	44.0	55.0	66.0	77.0	88.0	99.0	110	121	132	143	154	165
Poles	17	18	19	20	21	22	23	24	25	26	27	28	29	30	
L(mm)	189	200	211	222	233	244	255	266	277	288	299	310	321	332	
S(mm)	176	187	198	209	220	231	242	253	264	275	286	297	308	319	