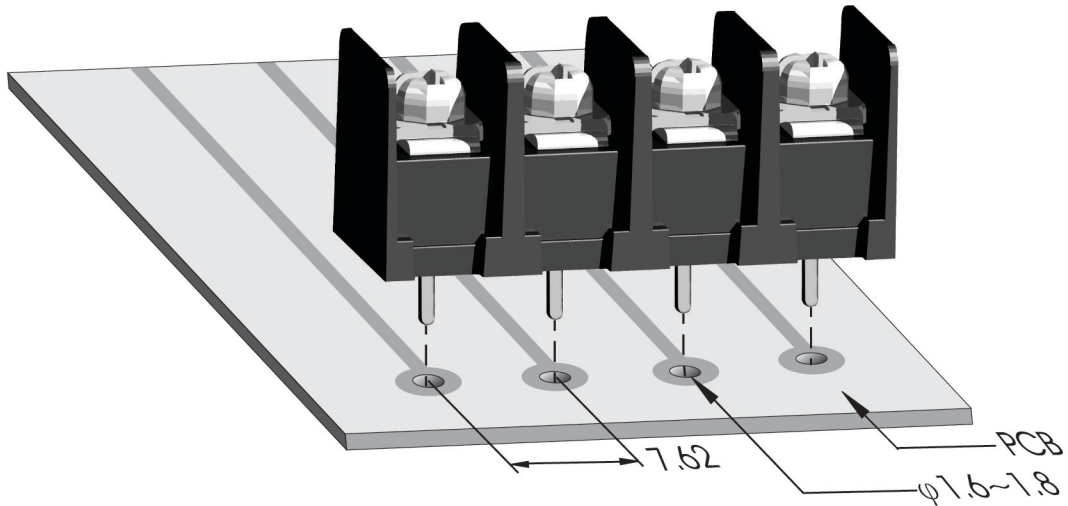


## TYPE:T31 (貫通式端子台)























Pitch:7.62mm



## ORDER GUIDE(注文方法):

### T31 - B M11 - 04

Body(本体)		Terminal style(端子スタイル)				Poles(極数)
B: 標準型 (standard) 	E: 両端取付穴無しカバー付 (with cover) 	M11: 		N31: 		02 ⋮ ⋮ ⋮ ⋮ ⋮ 30
C: 両端取付穴付カバー付 (with mounts and cover) 	O: 両端取付穴付カバー無し (with mounts) 	M14: 		S11: 		
		M21: 		S34: 		
		M31: 				
		M32: 				

## SPECIFICATION(規格,仕様):

Terminal :	Brass, Tin plated,0.8 t	端子 :	黄銅板ハンダメッキ,0.8 t
Insulator body :	PBT(UL94V-0), Black	主絶縁体 :	PBT(UL94V-0), 黒色
Screw :	M3.0, steel, Ni plated	ネジ :	M3.0, 鉄ニッケルメッキ
Cover :	PC	カバー :	PC
Operation temperatures :	-40° C to +120° C	使用温度範囲 :	-40° C to +120° C
Rated current :	10Amp AC300V	定格 :	10Amp AC300V
Insulation withstands volt :	AC2000V min	耐電圧 :	AC2000V 一分間
Insulation resistance :	>5000MΩ at DC 500V	絶縁抵抗 :	DC500V 5000MΩ 以上
PCB hole Dia :	φ 1.6mm~φ 1.8mm	基板穴径 :	φ 1.6mm~φ 1.8mm
Wire range :	12 lb-in	電線径 :	12 lb-in
Screw torque :	14 kg-cm	ネジ締付トルク :	14 kg-cm
	Screw with washer		ワッシャー付ネジ

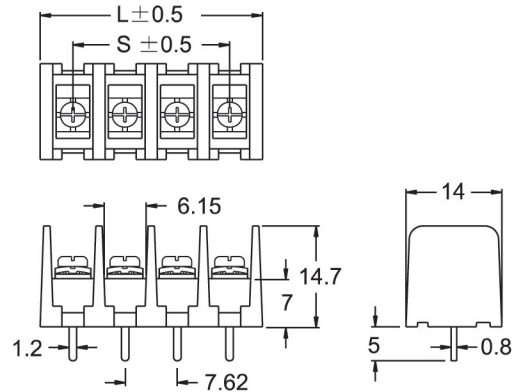
# .300" PCB Barrier Terminal Blocks

TYPE:T31

Pitch:7.62mm

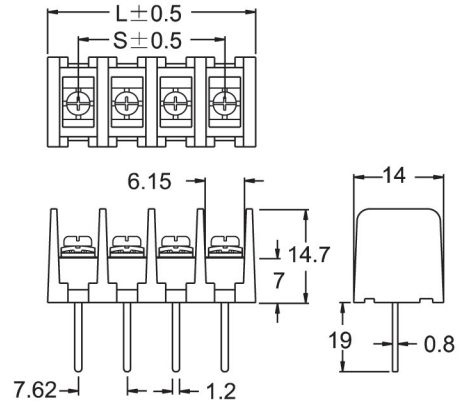
## T31-BM11-04

Terminal style: M11



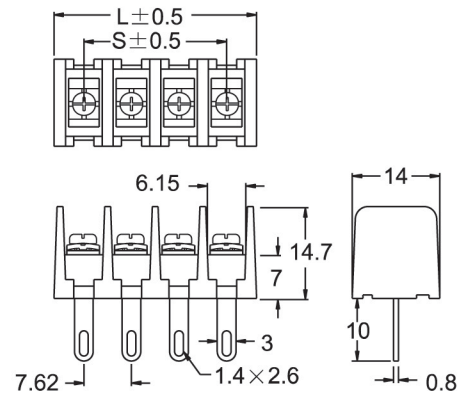

## T31-BM14-04

Terminal style: M14



## T31-BM21-04

Terminal style: M21



Poles	2	3	4	5	6	7	8	9	10	11	12	13	14	15	16
L(mm)	16.9	24.5	32.1	39.7	47.4	55.0	62.6	70.2	77.8	85.5	93.1	101	108	116	124
S(mm)	7.62	15.2	22.9	30.5	38.1	45.7	53.3	61.0	68.6	76.2	83.9	91.4	99.1	107	114
Poles	17	18	19	20	21	22	23	24	25	26	27	28	29	30	
L(mm)	131	139	146	154	162	170	177	185	192	200	207	215	223	230	
S(mm)	122	130	137	145	152	160	168	175	183	191	198	206	213	221	

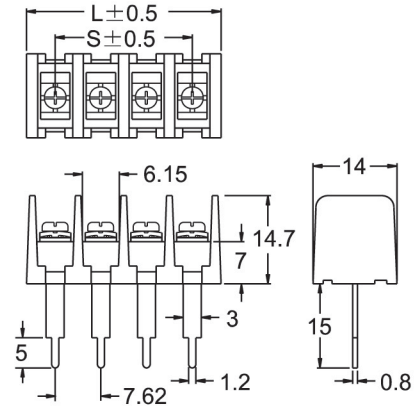

# .300" PCB Barrier Terminal Blocks

TYPE:T31

Pitch:7.62mm

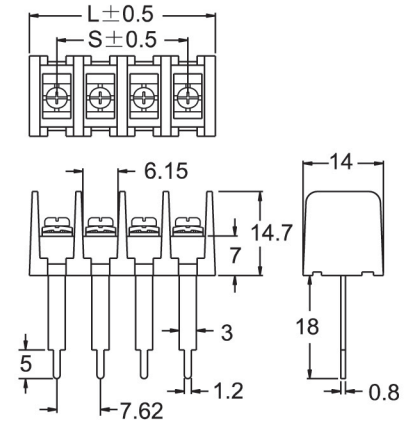

## T31-BM31-04

Terminal style: M31



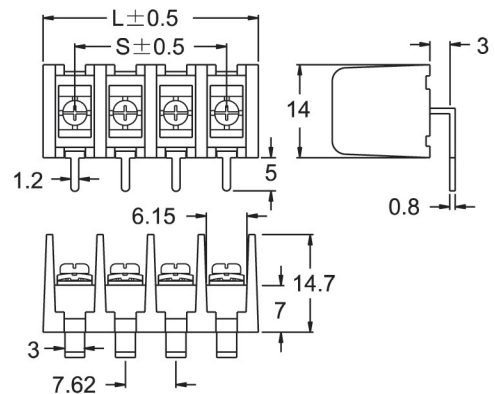

## T31-BM32-04

Terminal style: M32



## T31-BN31-04

Terminal style: N31



Poles	2	3	4	5	6	7	8	9	10	11	12	13	14	15	16
L(mm)	16.9	24.5	32.1	39.7	47.4	55.0	62.6	70.2	77.8	85.5	93.1	101	108	116	124
S(mm)	7.62	15.2	22.9	30.5	38.1	45.7	53.3	61.0	68.6	76.2	83.9	91.4	99.1	107	114
Poles	17	18	19	20	21	22	23	24	25	26	27	28	29	30	
L(mm)	131	139	146	154	162	170	177	185	192	200	207	215	223	230	
S(mm)	122	130	137	145	152	160	168	175	183	191	198	206	213	221	

# .300" PCB Barrier Terminal Blocks

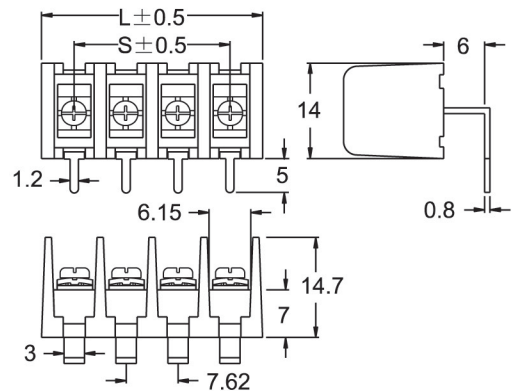
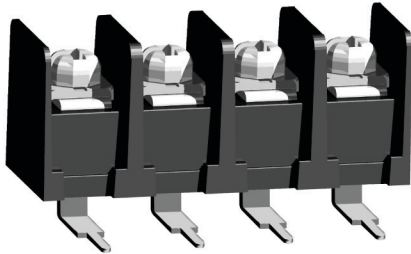
**DECA**<sup>®</sup>  
SwitchLab

TYPE:T31

Pitch:7.62mm

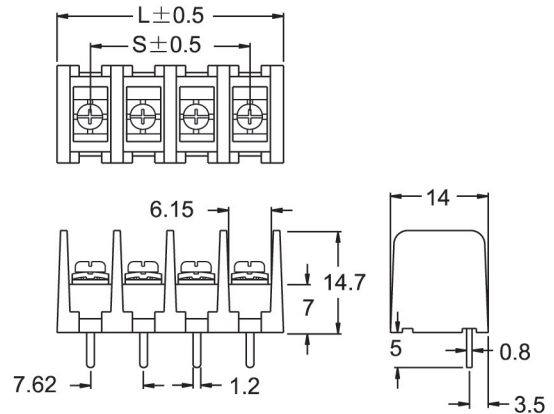

## T31-BO32-04

Terminal style: O32



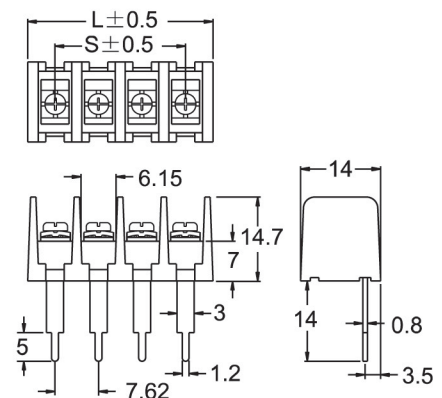

## T31-BS11-04

Terminal style: S11



## T31-BS34-04

Terminal style: S34



Poles	2	3	4	5	6	7	8	9	10	11	12	13	14	15	16
L(mm)	16.9	24.5	32.1	39.7	47.4	55.0	62.6	70.2	77.8	85.5	93.1	101	108	116	124
S(mm)	7.62	15.2	22.9	30.5	38.1	45.7	53.3	61.0	68.6	76.2	83.9	91.4	99.1	107	114
Poles	17	18	19	20	21	22	23	24	25	26	27	28	29	30	
L(mm)	131	139	146	154	162	170	177	185	192	200	207	215	223	230	
S(mm)	122	130	137	145	152	160	168	175	183	191	198	206	213	221	