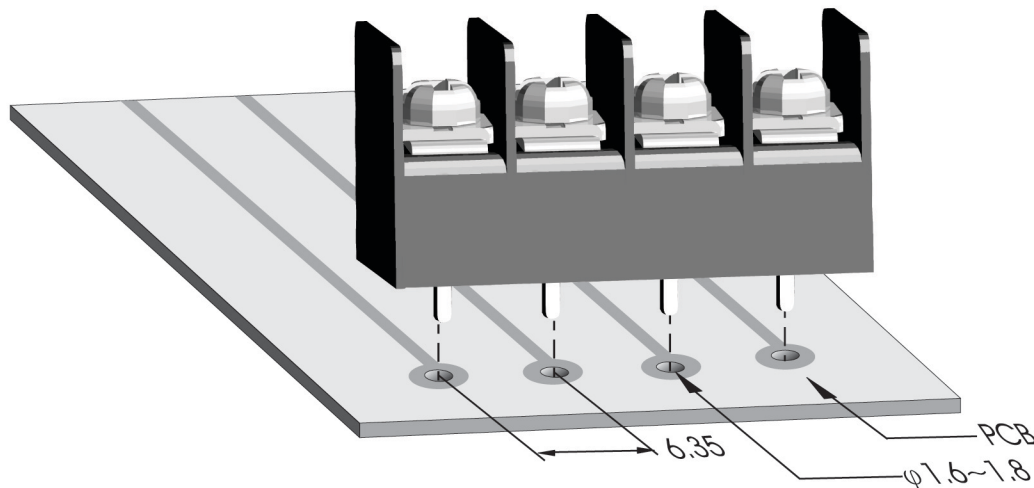




## TYPE:T30 (貫通式端子台)

Pitch:6.35mm



## ORDER GUIDE(注文方法):

### T30 - B S16 - 04

Body(本体)	Terminal style(端子スタイル)	Poles(極数)
B: 標準型 (standard) 	S16: 	02 ⋮ ⋮ ⋮ ⋮ ⋮ ⋮ ⋮ ⋮ 30

## SPECIFICATION(規格,仕様):

Terminal :	Brass, Tin plated,0.8 t	端子 :	黄銅板ハンダメッキ,0.8 t
Insulator body :	Polyamide66(UL94V-0),Black	主絶縁体 :	Polyamide66(UL94V-0), 黒色
Screw :	M3.0, steel, Ni plated	ネジ :	M3.0, 鉄ニッケルメッキ
Cover :	PC	カバー :	PC
Operation temperatures :	-40° C to +105° C	使用温度範囲 :	-40° C to +105° C
Rated current :	10Amp AC300V	定格 :	10Amp AC300V
Insulation withstands volt :	AC2000V min	耐電圧 :	AC2000V 一分間
Insulation resistance :	>5000MΩ at DC 500V	絶縁抵抗 :	DC500V 5000MΩ以上
PCB hole Dia :	φ 1.6mm~φ 1.8mm	基板穴径 :	φ 1.6mm~φ 1.8mm
Wire range :	16~30 AWG	電線径 :	16~30 AWG
Screw torque :	10 lb-in	ネジ締付トルク :	10 lb-in
	Screw with washer		ワッシャー付ネジ

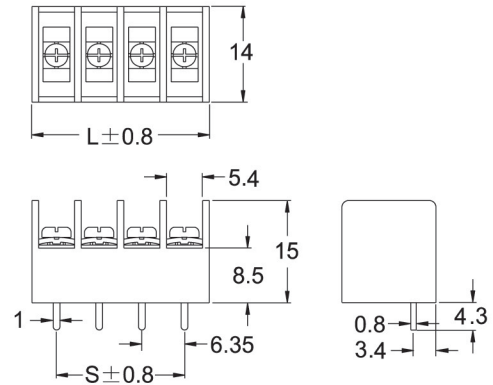

# .250" PCB Barrier Terminal Blocks

TYPE:T30

Pitch:6.35mm

**T30-BS16-04**

**Terminal style: S16**



Poles	2	3	4	5	6	7	8	9	10	11	12	13	14	15	16
L(mm)	14.2	20.6	26.9	33.3	39.6	46.0	52.3	58.7	65.0	71.4	77.7	84.1	90.4	96.8	103
S(mm)	6.35	12.7	19.1	25.4	31.8	38.1	44.5	50.8	57.2	63.5	69.9	76.2	82.6	88.9	95.3
Poles	17	18	19	20	21	22	23	24	25	26	27	28	29	30	
L(mm)	110	116	122	129	135	141	148	154	160	167	173	179	186	192	
S(mm)	102	108	114	121	127	133	140	146	152	159	165	171	178	184	