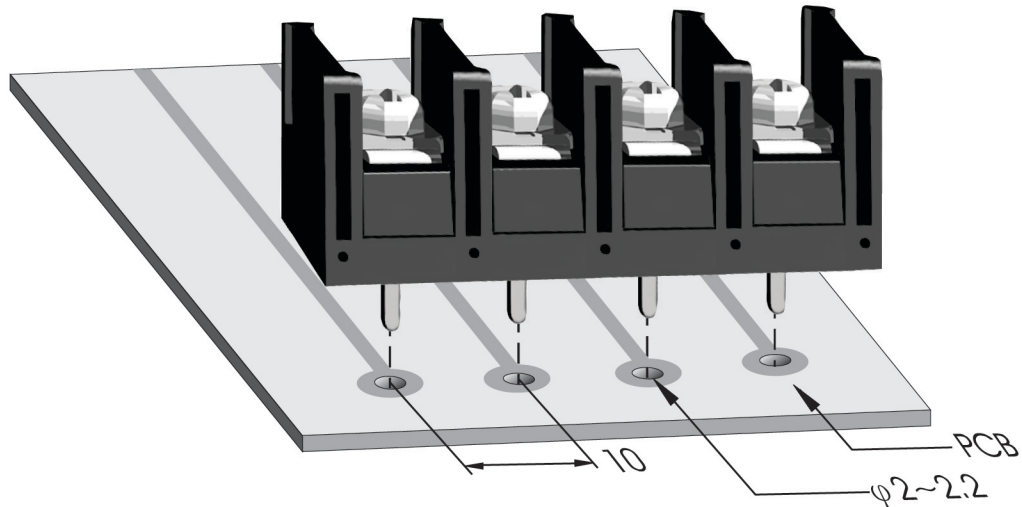


**NEW**

## TYPE:T25 (貫通式端子台)

Pitch:10.00mm



## ORDER GUIDE(注文方法):

### T25 - B M11 - 04

Body(本体)		Terminal style(端子スタイル)		Poles(極数)
A: 両端取付穴付カバー無し (with mounts)	E: 両端取付穴無しカバー付 (with cover)	M11:	M31:	02
		M24:	O31:	⋮
B: 標準型 (standard)	K: 両端取付穴付カバー付 (with mounts and cover)	M25:	S11:	⋮
				12

## SPECIFICATION(規格,仕様):

Terminal :	Brass, Tin plated,0.8 t	端子 :	黄銅板ハンダメッキ,0.8 t
Insulator body :	PBT(UL94V-0), Black	主絶縁体 :	PBT(UL94V-0), 黒色
Screw :	M4.0, steel, Ni plated	ネジ :	M4.0, 鉄ニッケルメッキ
Cover :	PC	カバー :	PC
Operation temperatures :	-40° C to +120° C	使用温度範囲 :	-40° C to +120° C
Rated current :	25Amp AC300V	定格 :	25Amp AC300V
Insulation withstands volt :	AC2000V min	耐電圧 :	AC2000V 一分間
Insulation resistance :	>5000MΩ at DC 500V	絶縁抵抗 :	DC500V 5000MΩ以上
PCB hole Dia :	φ 2.0mm~φ 2.2mm	基板穴径 :	φ 2.0mm~φ 2.2mm
Wire range :	12~22 AWG	電線径 :	12~22 AWG
Screw torque :	16 lb-in	ネジ締付トルク :	16 lb-in
	Screw with washer		ワッシャー付ネジ

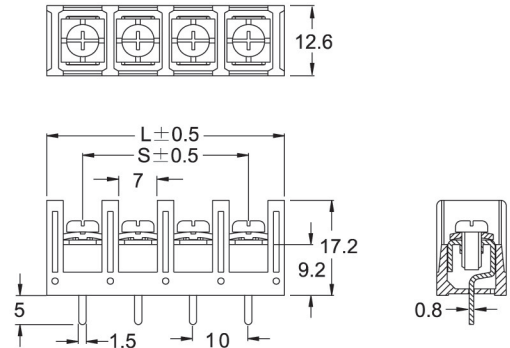
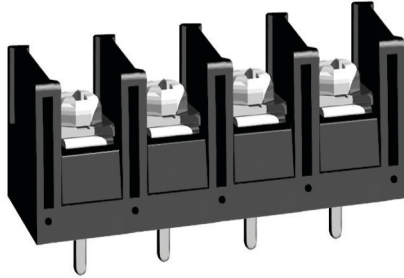
# .394" PCB Barrier Terminal Blocks

TYPE:T25

Pitch:10.00mm

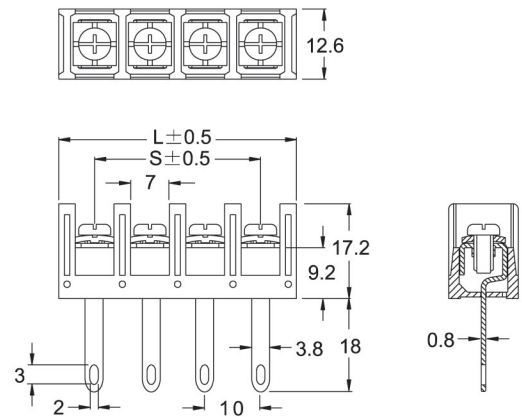
## T25-BM11-04

Terminal style: M11



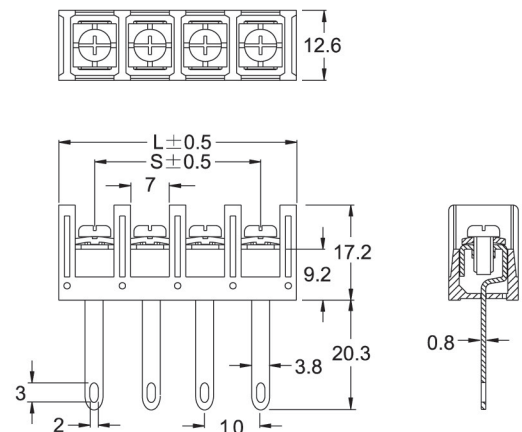
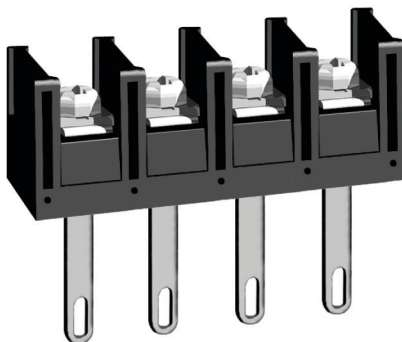
## T25-BM24-04

Terminal style: M24



## T25-BM25-04

Terminal style: M25



Poles	2	3	4	5	6	7	8	9	10	11	12	13	14	15	16
L(mm)	23.0	33.0	43.0	53.0	63.0	73.0	83.0	93.0	103	113	123	133	143	153	163
S(mm)	10.0	20.0	30.0	40.0	50.0	60.0	70.0	80.0	90.0	100	110	120	130	140	150
Poles	17	18	19	20	21	22	23	24	25	26	27	28	29	30	
L(mm)	173	183	193	203	213	223	233	243							
S(mm)	160	170	180	190	200	210	220	230							

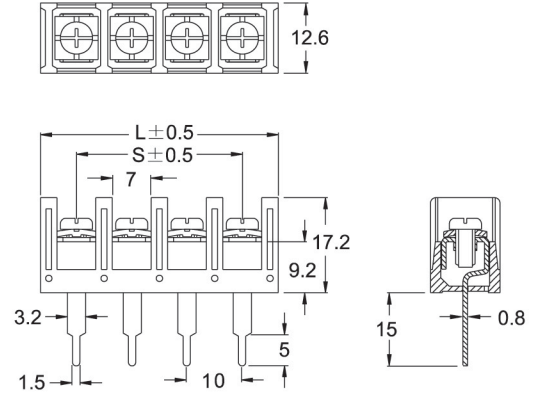
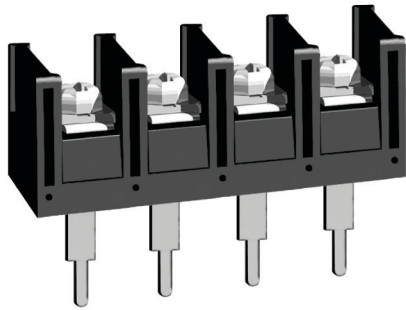
# .394" PCB Barrier Terminal Blocks

TYPE:T25

Pitch:10.00mm

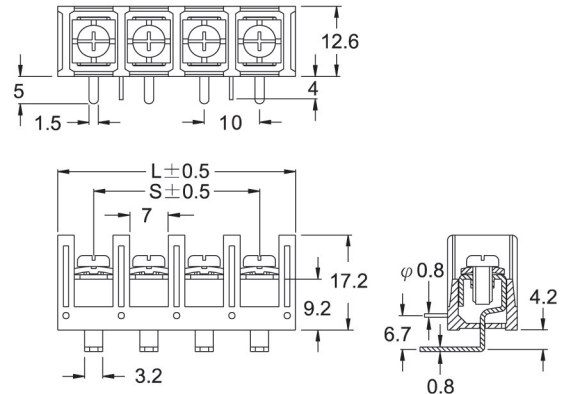
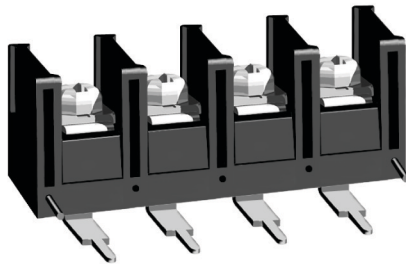
## T25-BM31-04

Terminal style: M31



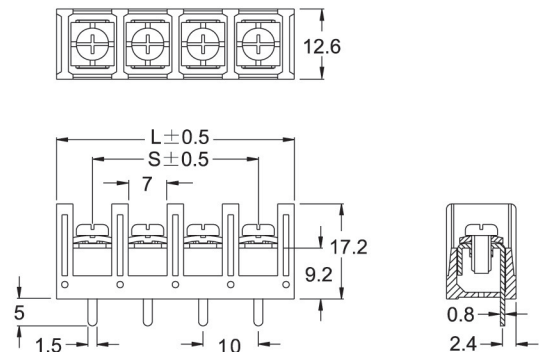
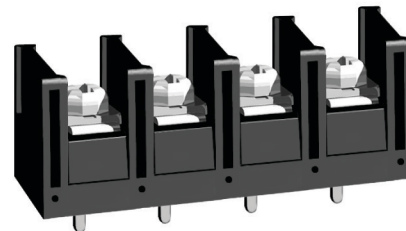
## T25-BO31-04

Terminal style: O31



## T25-BS11-04

Terminal style: S11



Poles	2	3	4	5	6	7	8	9	10	11	12	13	14	15	16
L(mm)	23.0	33.0	43.0	53.0	63.0	73.0	83.0	93.0	103	113	123	133	143	153	163
S(mm)	10.0	20.0	30.0	40.0	50.0	60.0	70.0	80.0	90.0	100	110	120	130	140	150
Poles	17	18	19	20	21	22	23	24	25	26	27	28	29	30	
L(mm)	173	183	193	203	213	223	233	243							
S(mm)	160	170	180	190	200	210	220	230							